

BOYS SOCCER SECTIONALS 2007  
10/20/2007

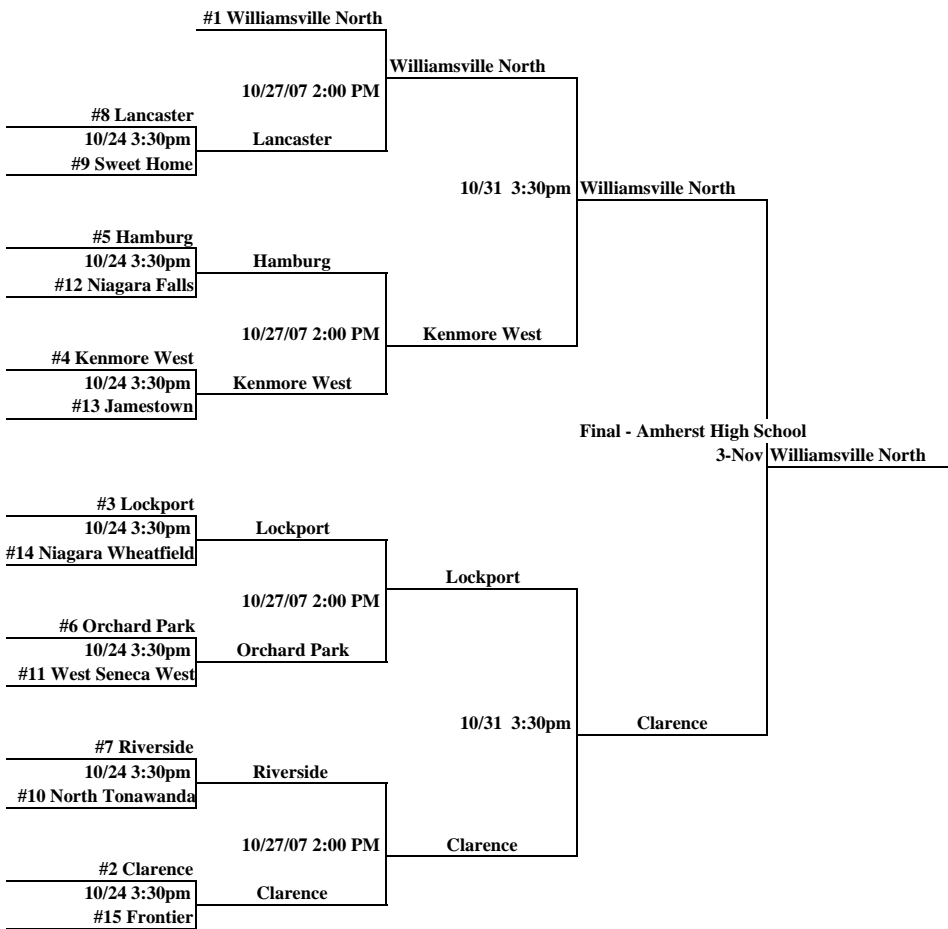
2007

**CLASS AA**

	SCHOOL	LEAGUE	LEAGUE WINS	RECORD LOSSES	TIES	POWER POINTS	POWER RATING
#1	Wmsvl North	ECIC	9	0	1	47.5	4.7500
#2	Clarence	ECIC	8	1	1	42.5	4.2500
#3	Lockport	NFL	12	1	1	57	4.0714
#4	Kenmore West	NFL	10	1	3	53	3.7857
#5	Hamburg	ECIC	9	3	0	40	3.3333
#6	Orchard Park	ECIC	6	4	0	30	3.0000
#7	Riverside	Buffalo	8	1	1	29	2.9000
#8	Lancaster	ECIC	4	6	0	20	2.0000
#9	Sweet Home	ECIC	4	8	0	17	1.4167
#10	North Tonawanda	NFL	3	9	2	19.5	1.3929
#11	West Seneca West	ECIC	3	9	0	13	1.0833
#12	Niagara Falls	NFL	2	11	1	11.5	0.8214
#13	Jamestown	ECIC	1	8	1	7.5	0.7500
#14	Niagara Wheatfield	NFL	2	12	0	9	0.6429
#15	Frontier	ECIC	0	9	1	2.5	0.2500

Pre-Quarter	Quarter Final	Semi	Finals	Champ
-------------	---------------	------	--------	-------

All games through the Semi-Finals are at the higher seed




2007

**CLASS A**

	SCHOOL	LEAGUE	LEAGUE RECORD			POWER POINTS	POWER RATING
			WINS	LOSSES	TIES		
#1	Wmsvl East	ECIC	11	1	0	60	5.0000
#2	Iroquois	ECIC	10	2	0	56	4.6667
#3	Kenmore East	NFL	9	1	4	62.5	4.4643
#4	East Aurora	ECIC	10	0	0	42	4.2000
#5	Grover Cleveland	Buffalo	9	0	1	42	4.2000
#6	Starpoint	ECIC	9	2	1	47.5	3.9583
#7	Maryvale	ECIC	7	2	3	42.5	3.5417
#8	Cheektowaga	ECIC	4	3	5	32.5	2.7083
#9	Lew-Port	NFL	6	7	1	36.5	2.6071
#10	Albion	NO	6	3	1	26	2.6000
#11	Grand Island	NFL	5	7	2	36	2.5714
#12	Amherst	ECIC	4	4	4	30	2.5000
#13	West Seneca East	ECIC	5	7	0	28	2.3333
#14	Depew	ECIC	4	5	3	27.5	2.2917
#15	Wmsvl South	ECIC	3	5	4	25	2.0833
#16	Tonawanda	ECIC	4	6	0	18	1.8000
#17	Dunkirk	Chaut	4	5	1	17.5	1.7500
#18	Springville	ECIC	0	8	2	9.5	0.9500
#19	Pioneer	ECIC	0	10	2	5	0.4167
#20	Lake Shore	ECIC	0	12	0	0	0.0000

Qualifier	Pre-Quarter	1/4 Final	Semi	Finals	Champ
-----------	-------------	-----------	------	--------	-------



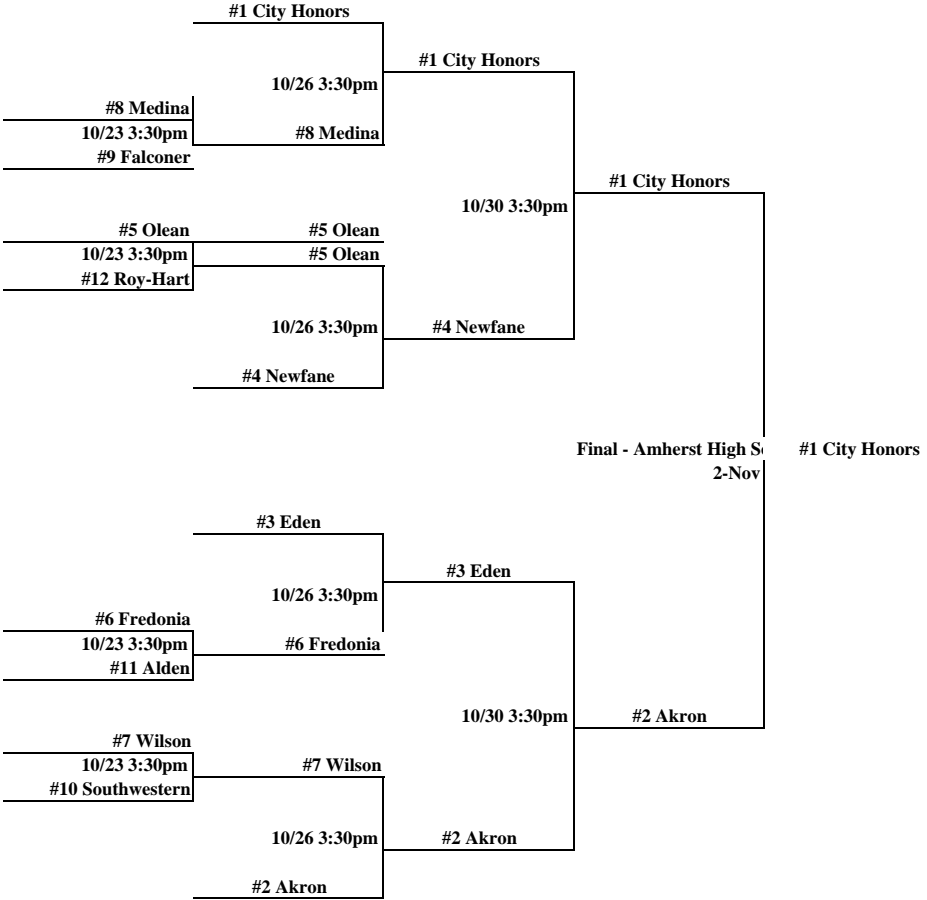
2007

**CLASS B**

	SCHOOL	LEAGUE	LEAGUE RECORD		TIES	POWER POINTS	POWER RATING
			WINS	LOSSES			
#1	City Honors	Buffalo	9	1	0	50	5.0000
#2	Akron	NO	9	1	0	46	4.6000
#3	Eden	ECIC	7	3	0	38	3.8000
#4	Newfane	NO	6	3	1	34	3.4000
#5	Olean	Chaut	5	3	2	31	3.1000
#6	Fredonia	Chaut	5	4	1	29.5	2.9500
#7	Wilson	NO	5	5	0	26	2.6000
#*	Medina	NO	3	7	0	15	1.5000
#9	Falconer	Chaut	2	6	2	15	1.5000
#10	Southwestern	Chaut	1	8	1	8.5	0.8500
#11	Alden	ECIC	0	10	0	0	0.0000
#12	Roy-Hart	NO	0	10	0	0	0.0000

Pre-Quarter	1/4 Final	Semi	Finals	Champ
-------------	-----------	------	--------	-------

All games through the Semi-Finals are at the higher seed



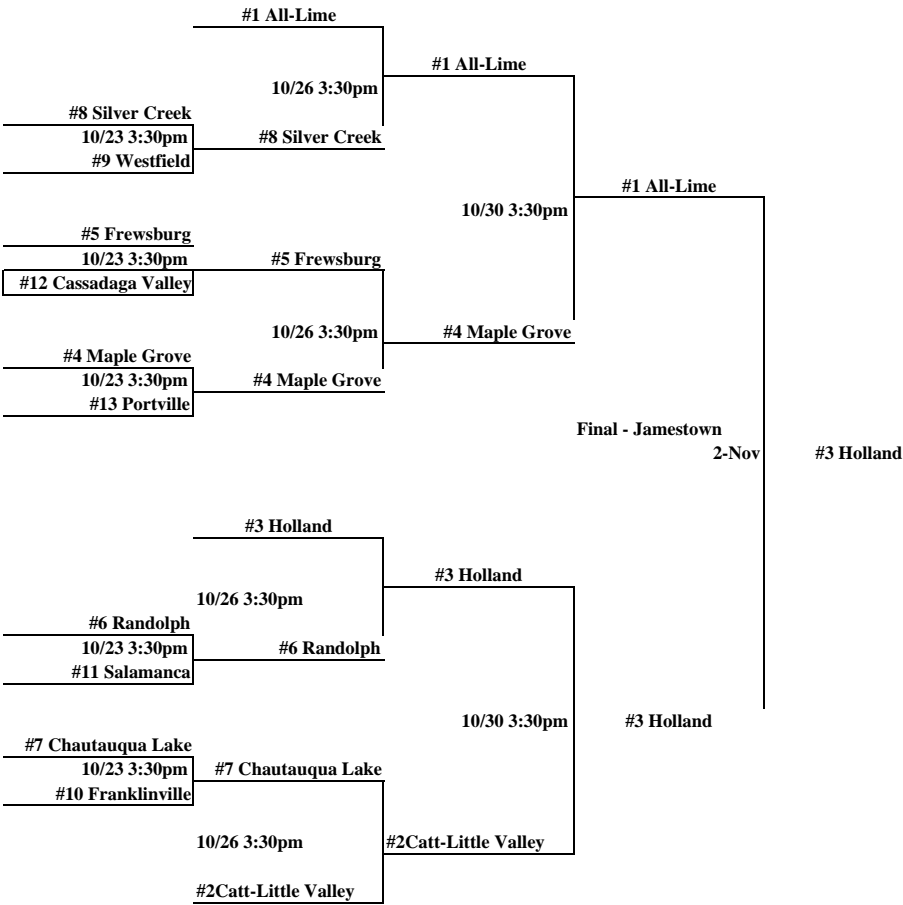
2007

**CLASS C**

	SCHOOL	LEAGUE	LEAGUE WINS	RECORD LOSSES	TIES	POWER POINTS	POWER RATING
#1	Allegheny-Limestone	Chaut	9	0	1	58.5	5.8500
#2	Catt-Little Valley	Chaut	8	1	1	42.5	4.2500
#3	Holland	ECIC	6	3	1	42.5	4.2500
#4	Maple Grove	Chaut	10	0	2	49	4.0833
#5	Frewsburg	Chaut	6	2	2	35	3.5000
#6	Randolph	Chaut	8	2	2	39.5	3.2917
#7	Chautauqua Lake	Chaut	5	2	3	32.5	3.2500
#8	Silver Creek	Chaut	4	4	2	25	2.5000
#9	Westfield	Chaut	3	7	2	16.5	1.3750
#10	Franklinville	Catt	3	13	0	13	0.8125
#11	Salamanca	Chaut	1	8	1	7.5	0.7500
#12	Cassadaga Valley	Chaut	1	8	1	7.5	0.7500
#13	Portville	Catt	1	6	0	5	0.7143

Pre-Quarter	Quarter Finals	Semi	Finals	Champ
-------------	----------------	------	--------	-------

All games through the Semi-Finals are at the higher seed



2007

**CLASS D**

	SCHOOL	LEAGUE	LEAGUE WINS	RECORD LOSSES	TIES	POWER POINTS	POWER RATING
#1	North Collins	Catt	11	2	1	66.5	4.7500
#2	Ellicottville	Catt	4	6	0	24	2.4000
#3	Brocton	Catt	3	7	2	22	1.8333
#4	Panama	Chaut	2	10	0	11	0.9167

Semi Final

Champ

