



EXECUTIVE COMMITTEE MINUTES

January 18, 2023

ACTION ITEMS

- 3.1 **CARRIED:** December 21, 2022 Section VI Executive Committee meeting minutes

AC ACTION ITEMS

- 3.1 **AC ACTION ITEM:** Approval of the November 16, 2022 Section VI Athletic Council meeting minutes
- 5.1 **AC ACTION ITEM:** Approval of Combining of Schools applications
- 5.2 **AC ACTION ITEM:** Approval of Senior All Star applications
- 6.3.1 **AC ACTION ITEM:** Approval of the Treasurer's Report
- 6.3.2 **AC ACTION ITEM:** Approval of the 2023-2024 Section VI Proposed Budget
- 6.4.1 **AC ACTION ITEM:** Approval of a 12-run mercy rule after 5 for sectional play in the sport of Softball
- 6.4.3 **AC ACTION ITEM:** Approval of proposed 2023 Football Alignments
- 6.4.4 **AC ACTION ITEM:** Approval to direct J. Roth, Male Representative, and M. Fallacaro-Dougherty, Female Representative to oppose moving Boys Volleyball to the spring season
- 6.7c1 **AC ACTION ITEM:** Direct M. Fallacaro-Dougherty, Female Representative, and J. Roth, Male Representative, to support removing the NYSPHSAA note under mixed competition (Handbook Committee)
- 6.7c2 **AC ACTION ITEM:** Direct M. Fallacaro-Dougherty, Female Representative, and J. Roth, Representative, to Support amending guidelines for combined practices for 11-man football
- 6.7c3 **AC ACTION ITEM:** Direct M. Fallacaro-Dougherty, Female Representative, and J. Roth, Male Representative, to support 2023-2024 Boys Wrestling Weight Classes
- 6.7c4 **AC ACTION ITEM:** Direct M. Fallacaro-Dougherty, Female Representative, and J. Roth, Male Representative, to support Boys Wrestling Division Cut-Off Numbers
- 6.7c5 **AC ACTION ITEM:** Direct M. Fallacaro-Dougherty, Female Representative, and J. Roth, Male Representative, to support Girls Flag Football – High School Sport Standards

- 6.7c6 **AC ACTION ITEM:** Direct M. Fallacaro-Dougherty, Female Representative, and J. Roth, Male Representative, to support Girls Flag Football – NFHS/NYSPHSAA Playing Rules
- 6.7c7 **AC ACTION ITEM:** Direct M. Fallacaro-Dougherty, Female Representative, and J. Roth, Male Representative, to support Girls Flag Football – Establish a State Championship in 2024
- 6.7c8 **AC ACTION ITEM:** Direct M. Fallacaro-Dougherty, Female Representative, and J. Roth, Male Representative, to support Boys Wrestling – Eliminate the NYSPHSAA Honor Weigh-In
- 6.7c9 **AC ACTION ITEM:** Direct M. Fallacaro-Dougherty, Female Representative, and J. Roth, Male Representative, to support Boys Wrestling – NFHS 1/5% Weight Loss Plan
- 6.7c10 **AC ACTION ITEM:** Direct M. Fallacaro-Dougherty, Female Representative, and J. Roth, Male Representative, to support Modified Committee – Changing Soccer Mouth Guard Requirement to Recommendation
- 6.7c11 **AC ACTION ITEM:** Direct M. Fallacaro-Dougherty, Female Representative, and J. Roth, Male Representative, to support Modified Committee – Increasing Max Number of Events for Track and Field
- 6.14.3 **AC ACTION ITEM:** Approval of J. Rabey’s resignation for the position of Superintendents Representative
- 6.14.4 **AC ACTION ITEM:** Approval of T. Williams (BPS) as Superintendents Rep for the remainder of the current term (January 2023 through June 2023)
- 10.1 **AC ACTION ITEM:** Approval of Fall 2022 post-season reports: Boys Soccer, Girls Soccer, Boys Volleyball, Girls Volleyball, Cross Country, Football, Girls Field Hockey, Girls Swimming, Girls Tennis, Girls Gymnastics
- 12.1 **AC ACTION ITEM:** Approval of 2023-2024 meeting dates
- *Sectional/Intersectional (Thurs. 9am Teleconference): Sept. 14, Oct. 12, Jan. 11, Feb. 8, Apr. 4*
 - *Finance (Thurs. 12pm Teleconference): Sept. 14, Oct 12 (@ Section VI), Jan. 11, Feb. 8, Apr. 4*
 - *Athletic Council: Sept. 20, Nov. 15, Jan. 17, Mar. 20, May 15*
 - *Executive Committee: above AC dates plus (Teleconference) Oct. 11, Dec. 13, Feb. 14, Apr. 17, June 12*

EXECUTIVE COMMITTEE AGENDA

Attendance (*indicates present)

- *M. Donahue, President
- *D. Lilleck, President-Elect
- *B. Banker, Past President
- *J. Rabey, Superintendent Representative
- *T. Williams, Superintendent Representative
- *A. Gens, Principal Representative
- *M. Fallacaro-Dougherty, Female Representative
- *J. Roth, Male Representative
- *M. DiFilippo, Executive Director

1.0 CALL TO ORDER (M. Donahue)

Commenced: 9:30am

3.0 MINUTES (M. Donahue)

- 3.1 ***Motion to approve the December 21, 2022 Section VI Executive Committee meeting minutes***
CARRIED
Fallacaro-Dougherty/Gens

4.0 EXECUTIVE DIRECTOR'S REPORT (M. DiFilippo)

4.1 State Championships (Informational)

Due to the regents exam scheduled Thursday, June 1, the Boys Tennis state championship dates have been changed to June 2nd, 3rd, and 4th.

4.2 G. Neunder Litigation Update

R. James (NYSPHSAA attorney) is in the process of collecting information for a response to the recent documentation received by Section VI regarding the G. Neunder lawsuit.

4.3 6 Class Concerns (Seeding, Financial)

Certain policies and procedures within Section VI are based on the 5 Class structure. The 6 Class structure will be implemented beginning with 23-24 school year. As a result, Section VI will need to review and make changes to the seeding procedure and the coordination fees structure.

4.4 ESports

NYSPHSAA is looking at implementing Esports. M. DiFilippo canvassed Section 6 and reported that many are not in favor of implementing Esports within athletics. Overall, it's agreed that ESports is beneficial to a population of students. However, there are significant concerns and unanswered questions with ESports being housed under the umbrella of athletics. For instance, will all NYSPHSAA rules and regulations be applicable to Esports; APP, academic eligibility, coaching certifications, etc.?

A further, in depth investigation into Esports was recommended. M. Donahue extended an invitation, to anyone inclined, to visit and observe Southwestern's Esports program. In addition, she offered a presentation by their coach at a future athletic council meeting.

5.0 COMMUNICATIONS (M. DiFilippo)

5.1 **AC ACTION ITEM:** Approval of Combining of Schools applications
Spring 2023

- 1) Golf B/G, Chautauqua Lake, Sherman, Panama, Westfield, V, 537

Football 2023

- 2) **Burgard**, Performing Arts, V/JV, 507 B
3) **East Aurora**, Holland, V/789, 430 B
4) **Eden**, North Collins, V/789, 318 C
5) **Falconer**, Cassadaga Valley, Maple Grove, V/JV/789, 384 C
6) **Franklinville**, Ellicottville, V/JV/789, 179 D

- 7) **Gowanda**, Pine Valley, V/789, 256 D
- 8) **Health Sciences**, Bflo Acad of Science, Global Concepts, V/JV,527 B
- 9) **Hutch Tech**, Emerson, Buffalo Culinary, City Honors, DaVinci, I-Prep, Lafayette, V/JV/789, 3033 AA
- 10) **LJ Bennett**, MEC, East, MST, Olmsted, Riverside, Res. Lab, Alt Ac, Pathways, V/JV/789, 1984 AA
- 11) **Royalton-Hartland**, Barker, Lyndonville, V/789, 348 C
- 12) **Sherman**, Panama, Clymer (CSP) V/JV/789, 173 D
- 13) **Silver Creek**, Forestville V/JV/789, 267 C
- 14) **WNY Maritime**, Tapestry Charter, V/JV, 387 B

Fall 2023

15. Cheer GameDay, **East Aurora**, Holland, V, 449 D2
 16. Cross Country BG, **Falconer**, Cassadaga Valley, V, 343 C
 17. Cross Country BG, **Franklinville**, Ellicottville, V /78, 178 D
 18. Cross Country BG, **Pioneer**, Holland, V /78, 571 B
 19. Cross Country BG, **Silver Creek**, Forestville, V /78, 267 C
 20. Cross Country BG, **Tapestry**, Global Concepts, V, 324 C
 21. Field Hockey, **Holland**, East Aurora, V/JV/78, 430 C
 22. Gym G, **Frontier**, Lake Shore, V, 1547
 23. Soccer B, **Burgard**, MST, Bflo Per Arts., V, 971 AA
 24. Soccer B, **LJ Bennett**, Alternative Academy, V, 333 B
 25. Soccer B, **MEC**, Res.Lab, South Park, Bflo Cul., Emerson, East, Pathways, V, 1911 AAA
 26. Soccer B, **Pine Valley**, Gowanda, V/ 789, 256 C
 27. Soccer B, **Riverside**, DaVinci, V, 579 A
 28. Soccer B, **Tapestry**, HSCS, V, 599 A
 29. Soccer B/G, **Silver Creek**, Forestville, V /78, 267B
 30. Soccer G, **DaVinci**, Riverside, East, South Park, MST, Burgard, V, 2012 AAA
 31. Soccer G, **Falconer**, Cassadaga Valley, V, 358 B
 32. Soccer G, **I-Prep**, Emerson, Bflo Cul Arts., V, 1120 AAA
 33. Soccer G, **Lafayette**, Bflo Per Arts, V, 615 A
 34. Soccer G, **McKinley**, MEC, LJ Bennett, Res. Lab, V, 1532 AAA
 35. Soccer G, **Pine Valley**, Gowanda, V/ 789, 256 B
 36. Swim G, **Chautauqua Lake**, Westfield, Brocton, V, 292 D2
 37. Swim G, **DaVinci**, I-Prep, Lafayette, V, 672 D1
 38. Swim G, **Frewsburg**, Falconer, V, 367 D2
 39. Swim G, **Hutch Tech**, Emerson, Bflo Cul , V, 1217 D1
 40. Swim G, **LJ Bennett**, MEC, Res Lab., V, 698 D1
 41. Swim G, **McKinley**, Burgard, Riverside, V, 1102 D1
 42. Swim G, **Olean**, Portville, Franklinville, V, 579 D2
 43. Swim G, **South Park**, MST, East, Pathways, V, 779 D1
 44. Tennis G, **Burgard**, McKinley, V, 984 D1
 45. Tennis G, **Hutch Tech**, Emerson, Bflo Cul Arts, V, 1217 D1
 46. Tennis G, **I-Prep**, Lafayette, Riverside, V, 678 D1
 47. Tennis G, **L. DaVinci**, South Park, V, 678 D1
 48. Tennis G, **LJ Bennett**, MEC, V, 551 D2
 49. Tennis G, **MST Prep**, East, V, 367 D2
 50. Volleyball B, **East Aurora**, Holland, V/JV/78, 449 D2
 51. Volleyball B, **Eden**, North Collins, V/789, 331 D2
 52. Volleyball G, **East**, Pathways, V, 312 B
 53. Volleyball G, **LJ Bennett**, Alternative Academy, V, 333 B
- 5.2 **AC ACTION ITEM**: Approval of Senior All Star applications
a) Basketball B/G Silver Hoops, March 25, 2023 at McKinley HS hosted by Buffalo Public Schools Yale Cup

6.0 **STANDING COMMITTEE REPORTS**

6.1 Combining of Schools Committee (J. Rabey)

6.1.1 Fall 2022 Combined Teams End of Season Reports

The Combining of Schools Committee convened last week. There have been growing concerns in a number of areas with regards to combining of teams. The committee was given five (5) questions to discuss with their respective leagues: 1.) Review of combining of schools for individual sports – is it appropriate or necessary? 2.) Does the current combining of schools formula still work for our schools?

3.) Statewide concern – should we consider setting a hard limit to how many schools can combine? Section VI allows up to four (4) teams with opportunity to appeal. It was noted that this is a huge concern at the state level. For example, Central NY has a 12-team combination in the sport of ice hockey. 4.) Are the deadlines for submission of combining of schools applications appropriate or too aggressive and the impact it has on scheduling? 5.) Is the current process of paperwork for long standing combined teams appropriate or redundant? The committee will reconvene in two weeks. Recommendations for the March 22, 2023 athletic council meeting are anticipated.

6.2 Charter Schools Classification Committee (J. Rabey)

T. Nelson, NYSPHSAA Assistant Director, will provided a report at the following athletic council meeting.

6.3 Finance Committee

6.3.1 **AC ACTION ITEM:** Approval of the Treasurer's report (Appendix A)

The fund balance is in good standing. The Girls Ice Hockey, Boys Ice Hockey and Indoor Track school program fees are detailed and separated out on the treasurer's report as they skew the total fund balance.

6.3.2 **AC ACTION ITEM:** Approval of the 2023-2024 Section VI Proposed Budget (Appendix B)

6.3.3 Cost Sharing of Officials/Mileage Expense

The data from the fall revealed that, as suspected, the outlier schools expensed the most in mileage fees. The Finance Committee will review the mileage fee data, research best practice to share fees, then make a proposal to the Athletic Council.

6.4 Sectional/Intersectional (M. DiFilippo)

6.4.1 **AC ACTION ITEM:** Approval of a 12-run mercy rule after 5 for sectional play in the sport of Softball

6.4.2 **AC ACTION ITEM:** Approval of proposed 2023 Football Alignments (Appendix C)

6.4.3 **AC ACTION ITEM:** Approval of Rifle Sports Standards (Appendix D)

There are seven (7) programs in Section VI. Rifle is no longer a New York State sponsored sport. Therefore, there are no standards in the NYSPHSAA Handbook. The Section VI Rifle Chairperson used the last published NYSPHSAA Handbook rifle standards for the 2022-23 Section VI Rifle Handbook. Formal approval of these standards will be sought at the following athletic council meeting.

6.4.4 **AC ACTION ITEM:** Approval to direct J. Roth, Male Representative, and M. Fallacaro-Dougherty, Female Representative, to oppose moving Boys Volleyball to the spring season

6.4.5 Flag Football Alignments (further discussion)

M. DiFilippo to request that the athletic council allow for an email vote on the Flag Football Alignments prior to February 15, 2023 Executive Committee meeting. There are concerns with the number of games etc. in the current Flag Football proposal. The Girls Flag Football Committee meeting is scheduled for this evening at 6pm. M. DiFilippo anticipates an update from that meeting for the league heads to review and make a recommendation for direction to their council representatives regarding the tentative email vote.

6.7 State Executive Committee/Central Committee

a) Superintendent (J. Rabey)

Nothing to report

b) Principal (A. Gens)

Nothing to report

c) Female Rep./Male Rep. (M. Fallacaro-Dougherty/J. Roth)

The following items are actions items to provide M. Fallacaro-Dougherty and J. Roth direction for the February 2023 NYSPHSAA Executive Committee Meeting (Appendix F):

1. **AC ACTION ITEM:** Direct M. Fallacaro-Dougherty, Female Representative, and J. Roth, Male Representative, to support removing the NYSPHSAA note under mixed competition (Handbook Committee)
2. **AC ACTION ITEM:** Direct M. Fallacaro-Dougherty, Female Representative, and J. Roth, Male Representative, to support amending guidelines for combined practices for 11-man football
3. **AC ACTION ITEM:** Direct M. Fallacaro-Dougherty, Female Representative, and J. Roth, Male Representative, to support 2023-2024 Boys Wrestling Weight Classes
4. **AC ACTION ITEM:** Direct M. Fallacaro-Dougherty, Female Representative, and J. Roth, Male Representative, to support Boys Wrestling Division Cut-Off Numbers
5. **AC ACTION ITEM:** Direct M. Fallacaro-Dougherty, Female Representative, and J. Roth, Male Representative, to support Girls Flag Football – High School Sport Standards
6. **AC ACTION ITEM:** Direct M. Fallacaro-Dougherty, Female Representative, and J. Roth, Male Representative, to support Girls Flag Football – NFHS/NYSPHSAA Playing Rules
7. **AC ACTION ITEM:** Direct M. Fallacaro-Dougherty, Female Representative, and J. Roth, Male Representative, to support Girls Flag Football – Establish a State Championship in 2024
8. **AC ACTION ITEM:** Direct M. Fallacaro-Dougherty, Female Representative, and J. Roth, Male Representative, to support Boys Wrestling – Eliminate the NYSPHSAA Honor Weigh-In
9. **AC ACTION ITEM:** Direct M. Fallacaro-Dougherty, Female Representative, and J. Roth, Male Representative, to support Boys Wrestling – NFHS 1/5% Weight Loss Plan
10. **AC ACTION ITEM:** Direct M. Fallacaro-Dougherty, Female Representative, and J. Roth, Male Representative, to support Modified Committee – Changing Soccer Mouth Guard Requirement to Recommendation
11. **AC ACTION ITEM:** Direct M. Fallacaro-Dougherty, Female Representative, and J. Roth, Male Representative, to support Modified Committee – Increasing Max Number of Events for Track and Field

The following items will be action items at the March 22, 2023 Athletic Council meeting to provide M. Fallacaro-Dougherty and J. Roth direction for the May 2023 NYSPHSAA Executive Committee Meeting (Appendix G):

- 2023-2024 Membership Dues
- NYSPHSAA Spectator Sportsmanship Regulation

Consensus was that the Spectator Sportsmanship Regulation proposal is fully supported, but the managing aspect of it is of concern. One of the suggestions presented was that each district only be responsible for their own parents.

6.8 Extended Eligibility (M. DiFilippo)

Nothing to report

6.10 Transfer/Foreign Student (M. DiFilippo)

Reports were emailed to the Executive Committee

6.13 Mixed Competition (A. Gens)

Nothing to report

6.14 Nominations (D. Lilleck)

6.14.1 NYSPHSAA Section VI - Female Representative incumbent renewal (M. Fallacaro-Dougherty), term August 2023 – August 2027, no challengers (May 2023 AC agenda action item)

6.14.2 Winter Sports Chairs, term July 1, 2023 – June 30, 2026, incumbent renewals (Alpine Skiing – Jason Lehmebeck, Boys Basketball – Larry Jones, Girls Basketball – Chris Durr, Boys Bowling – Dan Kaplan, Girls Bowling – Joe Biondo, Cheerleading – Justina Grudzinski, Boys Ice Hockey – Rick Brooks, Girls Ice Hockey – Rick Hopkins, Boys Indoor Track – Pete Szymanski, Girls Indoor Track – Emilio Mancino, Rifle – Kristina Brown, Boys Swimming – Nate Bourke & Tim Menges, Wrestling – Mike DeBarbieri & Izzy Martinez, Girls Wrestling – Alex Conti, Unified Bowling – Doug Ames)
*No challengers; (May 2023 AC action item)

6.14.3 **AC ACTION ITEM:** Approval of J. Rabey's resignation for the position of Superintendents Representative

6.14.4 **AC ACTION ITEM:** Approval of T. Williams (BPS) as Superintendents Rep for the remainder of the current term (January 2023 through June 2023)

6.15 Corporate Partners (M. DiFilippo)

Nothing to report

7.0 SPECIAL COMMITTEE REPORTS

7.2 Charter Schools (M. DiFilippo)

7.2.1 Placement of Charter Schools Update

NYSPHSAA will have a recommendation for placement at the February 1 state meeting.

10.0 SPORTS REPORTS

10.1 **AC ACTION ITEM:** Approval of Fall 2022 post-season reports: Boys Soccer, Girls Soccer, Boys Volleyball, Girls Volleyball, Cross Country, Football, Girls Field Hockey, Girls Swimming, Girls Tennis, Girls Gymnastics (Appendix I)

11.0 OLD BUSINESS

11.1 Constitution/By Laws/Policy Manual (CBP) Ad Hoc Committee (M. Donahue)
B. Banker was selected to chair the CBP Ad Hoc Committee. League representatives will be sought at the following athletic council meeting.

11.2 Section VI Feedback - #31 Transfer rule on page 46 and #19 Penalties, letter (a) on page 37 of the NYSPHSAA handbook
M. House was charged with investigating the rule and if a change is wanted, he will bring forth a recommendation to the league heads at their next meeting. A recommendation from that group will then pass on to the athletic council.

12.0 NEW BUSINESS

12.1 **AC ACTION ITEM:** Approval of 2023-2024 meeting dates

- *Sectional/Intersectional (Thurs. 9am Teleconference): Sept. 14, Oct.12, Jan. 11, Feb. 8, Apr. 4*
- *Finance (Thurs.12pm Teleconference): Sept. 14, Oct 12 (@ Section VI), Jan. 11, Feb. 8, Apr. 4*
- *Athletic Council: Sept. 20, Nov. 15, Jan. 17, Mar. 20, May 15*
- *Executive Committee: above AC dates plus (Teleconference) Oct.11, Dec. 13, Feb. 14, Apr. 17, June 12*

13.0 GOOD OF THE ORDER/ADJOURNMENT

13.1 Diversity Equity Inclusion Committee

With D. Scholla's retirement, the Section VI DEI Committee chairperson position is open. L. Bergman is interested in taking on that position. A. Lloyd is the Section VI DEI representative for NYSPHSAA. A. Lloyd and L. Bergman will be looked at to fill the Section VI DEI Committee Chairman position together.

Motion to adjourn

CARRIED

Rabey/Lilleck

Respectfully Submitted,



Beth Fadeley
Recording Secretary

APPENDIX A
Section VI NYSPHSAA, Inc.

Treasurer's Report

As of January 10, 2023

Jan 10, 23

ASSETS

Current Assets

Checking/Savings

1050 · Arbiter Pay	67,255.66
1030 · Bank of America Checking	111,418.78
1040 · Bank of America Money Market	225,973.87
1043 · Northwest Savings Bank	418,811.02

Total Checking/Savings 823,459.33

Total Current Assets 823,459.33

TOTAL ASSETS 823,459.33

LIABILITIES & EQUITY 0.00

Boys Ice Hockey Fees	162,000
Girls Ice Hockey Fees	49,500
Indoor Track Fees	114,400
Dedicated Funds for States	150,000
TOTAL	475,900.00
FUND BALANCE	347,559.33

APPENDIX B

Section VI Budget 2023-2024 (DRAFT)

Actual 2021-2022		Budget 2022-2023		Projection 2023-2024	
Erie 1 BOCES		Erie 1 BOCES		Erie 1 BOCES	
Revenue		Revenue		Revenue	
Coordination Fees	\$ 367,046.00	Coordination Fees	\$ 365,000.00	Coordination Fees	\$ 382,000.00
BOCES Billing		BOCES Billing (estimate)	\$ -	BOCES Billing (estimate)	\$ -
Total Revenue	\$ 367,046.00	Total Revenue	\$ 365,000.00	Total Revenue	\$ 382,000.00
Operating Expenses					
Salaries	\$233,143.00	Salaries	\$ 234,000.00	Salaries	\$ 235,000.00
Executive Director (Mark & Timm)		Executive Director (102,405)		Executive Director (105,000)	
Office Staff (Beth & Pauline)		Office Staff (97,000)		Office Staff (100,000)	
Treasurer (30,000)		Treasurer (30,000)		Treasurer (30,000)	
Equipment	\$ 1,471.00	Equipment	\$ 1,500.00	Equipment	\$ 1,500.00
Supplies	\$ 1,247.00	Supplies	\$ 1,000.00	Supplies	\$ 1,500.00
Contract Services	\$ 72,587.00	Contract Services	\$ 100,000.00	Contract Services	\$ 80,000.00
Benefits	\$ 87,627.00	Benefits	\$ 100,000.00	Benefits	\$ 100,000.00
Computer/Technology	\$ 14,040.00	Computer/Technology	\$ 13,000.00	Computer/Technology	\$ 15,000.00
Rent/Utilities, Etc.	\$ 12,587.00	Rent/Utilities, Etc.	\$ 9,000.00	Rent/Utilities, Etc.	\$ 9,000.00
Print Shop	\$ -	Print Shop	\$ 6,000.00	Print Shop	\$ 6,000.00
Total Operating Expenses	\$422,702.00	Total Operating Expenses	\$ 464,500.00	Total Operating Expenses	\$ 448,000.00
Section VI					
Revenue		Revenue		Revenue	
Sports Programs		Sports Programs		Sports Programs	
Sectional	\$ 544,543.00	Sectional	\$ 500,000.00	Sectional	\$ 500,000.00
Regional	\$ 80,671.00	Regional	\$ 50,000.00	Regional	\$ 80,000.00
Boys Ice Hockey - Reg. Season	\$ 245,130.00	Boys Ice Hockey - Reg. Season	\$ 250,000.00	Boys Ice Hockey - Reg. Season	\$ 250,000.00
Girls Ice Hockey - Reg. Season/Sec	\$ 52,215.00	Girls Ice Hockey - Reg. Season/Sec	\$ 50,000.00	Girls Ice Hockey - Reg. Season/Sec	\$ 50,000.00
Indoor Track & Field - Reg. Season/Sec	\$ 75,032.00	Indoor Track & Field - Reg. Season/Sec	\$ 105,000.00	Indoor Track & Field - Reg. Season/Sec	\$ 125,000.00
State Championships	\$ 39,896.00	State Championships	\$ 50,000.00	State Championships	\$ 50,000.00
Total Sports Programs	\$ 1,037,487.00	Total Sports Programs	\$ 1,005,000.00	Total Sports Programs	\$ 1,055,000.00
General Administration		General Administration		General Administration	
Dues Collected by Section	\$ 103,310.00	Dues Collected by Section	\$ 103,000.00	Dues Collected by Section	\$ 120,000.00
Dues Collected by BOCES	\$ 367,046.00	Dues Collected by BOCES	\$ 365,000.00	Dues Collected by BOCES	\$ 400,000.00
Interest Income	\$ 346.00	Interest Income	\$ 1,000.00	Interest Income	\$ 1,000.00
Corporate Sponsorships	\$ 97,178.00	Corporate Sponsorships	\$ 100,000.00	Corporate Sponsorships	\$ 100,000.00
Media/Program AD's	\$ 5,543.00	Media/Program Sales	\$ 2,000.00	Media/Program Sales	\$ 2,000.00
Other Athletic Council Income	\$ 62,817.00	Other Athletic Council Income	\$ 15,000.00	Other Athletic Council Income	\$ 15,000.00
Total General Administration	\$ 636,240.00	Total General Administration	\$ 586,000.00	Total General Administration	\$ 638,000.00
Total Revenue	\$ 1,673,727.00	Total Revenue	\$ 1,591,000.00	Total Revenue	\$ 1,693,000.00
Operating Expenses					
Sports Programs		Sports Programs		Sports Programs	
Sectionals + Awards/Assignors	\$ 423,422.00	Sectionals + Awards/Assignors	\$ 430,000.00	Sectionals + Awards/Assignors	\$ 430,000.00
Regionals	\$ 44,458.00	Regionals	\$ 20,000.00	Regionals	\$ 50,000.00
Boys Ice Hockey	\$ 230,994.00	Boys Ice Hockey	\$ 235,000.00	Boys Ice Hockey	\$ 240,000.00
Girls Ice Hockey	\$ 46,856.00	Girls Ice Hockey	\$ 45,000.00	Girls Ice Hockey	\$ 50,000.00
Indoor Track & Field	\$ 133,889.00	Indoor Track & Field	\$ 98,000.00	Indoor Track & Field	\$ 130,000.00
State Championships	\$ 168,218.00	State Championships	\$ 150,000.00	State Championships	\$ 175,000.00
Total Sports Program Expense	\$ 1,047,837.00	Total Sports Program Expense	\$ 978,000.00	Total Sports Program Expense	\$ 1,075,000.00
General Administration/AC		General Administration/AC		General Administration/AC	
Medical Benefit (Exec. Dir.)	\$ 7,000.00	Medical Benefit (Exec. Dir.)	\$ 8,000.00	Medical Benefit (Exec. Dir.)	\$ 21,000.00
Vehicle Allowance (Exec. Dir.)	\$ -	Vehicle Allowance (Exec. Dir.)	\$ 3,600.00	Vehicle Allowance (Exec. Dir.)	\$ -
Audit/QB Services/Legal Fees	\$ 20,917.00	Audit/QB Services/Legal Fees	\$ 15,000.00	Audit/QB Services/Legal Fees	\$ 20,000.00
Mileage (Treasurer)	\$ 703.00	Mileage (Treasurer)	\$ 700.00	Mileage (Treasurer)	\$ 700.00
Meetings/Seminars/Catering	\$ 13,087.00	Meetings/Seminars/Catering	\$ 14,000.00	Meetings/Seminars/Catering	\$ 15,000.00
Sportsmanship/HOF/Veterans	\$ 10,981.00	Sportsmanship/HOF/Veterans	\$ 12,000.00	Sportsmanship/HOF/Veterans	\$ 12,000.00
Misc/Bank Fees	\$ 47,927.00	Misc/Bank Fees	\$ 1,500.00	Misc/Bank Fees	\$ 1,500.00
Chair Stipends/Insurance	\$ 41,052.00	Chair Stipends/Insurance	\$ 40,000.00	Chair Stipends/Insurance	\$ 45,000.00
Form X/Arbiter	\$ 7,909.00	Form X/Arbiter	\$ 20,000.00	Form X/Arbiter	\$ 20,000.00
Supplies/Office/Apparel/Printing	\$ 7,083.00	Supplies/Office/Apparel/Printing	\$ 10,000.00	Supplies/Office/Apparel/Printing	\$ 10,000.00
Ads/Sponsor/Donation	\$ 975.00	Ads/Sponsor/Donation	\$ 2,500.00	Ads/Sponsor/Donation	\$ 2,500.00
NYSAAA/NIAAAA/PD	\$ 3,345.00	NYSAAA/NIAAAA/PD	\$ 3,500.00	NYSAAA/NIAAAA/PD	\$ 3,500.00
Total Athletic Council	\$ 160,979.00	Total General Admin/AC Expense	\$ 130,800.00	Total General Admin/AC Expense	\$ 151,200.00
Total Operating Expenses	\$ 1,631,518.00	Total Operating Expenses	\$ 1,573,300.00	Total Operating Expenses	\$ 1,674,200.00
Change Unrestricted Net Assets	\$ 42,209.00	Change Unrestricted Net Assets	\$ 17,700.00	Change Unrestricted Net Assets	\$ 18,800.00
UNRESTRICTED NET ASSETS - Begin Year	\$ 509,443.00	UNRESTRICTED NET ASSETS - Begin Year		UNRESTRICTED NET ASSETS - Begin Year	
UNRESTRICTED NET ASSETS - End Year	\$ 551,652.00	UNRESTRICTED NET ASSETS - End Year		UNRESTRICTED NET ASSETS - End Year	

APPENDIX C

Section VI Football Alignments 2023

AA

Hutch Tech 3033
Bennett 1984
Niagara Falls 1547
Lancaster 1230
Jamestown 1091
Orchard Park 1083
Frontier 1035

A1

Lockport 1007
Williamsville North 981
Clarence 936
Niagara-Wheatfield 872
McKinley 834
West Seneca West 830
Kenmore West 822

A2

Sweet Home 789
North Tonawanda 749
Hamburg 747
Williamsville East 711
Starpoint 699
Grand Island 666

B1

Amherst 650
Kenmore East 645
Williamsville South 573
South Park 564
West Seneca East 557
Health Sciences/Global 527
Cheektowaga 513
Pioneer 513

B2

Lake Shore 512
Burgard/BA 507
Maryvale 482
Lew-Port 474
Iroquois 467
Dunkirk 462
Albion 440

B3

East Aurora/Hol. 430
Olean 420
Lackawanna 410
Tonawanda 404
Depew 402
Springville 401
Alden 398
WNY Maritime/Tapestry 387

C North

Roy-Hart/Barker 348
Medina 344
Akron 336
Eden/NC 318
Newfane 315
Cleveland Hill 288
JFK 276

C South

Falconer/CV/MG 384
Fredonia 339
Southwestern 317
Salamanca 288
Portville 269
Silver Creek/Forest 267
Chautauqua Lake/Broc/West 263

D

Gowanda/PV 256
Wilson 243
Randolph 201
Franklinville/Ellicottville 179
Catt-Little Valley 177
CSP 173

8 Man

Allegheny-Limestone
Frewsburg

AA – 1025 and up

A – 665-1024

B – 385-664

C – 261-384

D – 260 and down

APPENDIX D

Section VI Sport Standard Riflery

https://s3.amazonaws.com/Section VI.org/documents/2022/2/15/Section VI Handbook_002.pdf#page=85

Jurisdiction for this sport is at the Sectional level as per Section VI Championship Philosophy

Below is from Section VI Handbook Page 87 <http://www.Section VI.org/Resources/Handbook>

15. R I F L E R Y

15.01 Rules: NRA (National Rifle Association); NRA Precision Air Rifle Position rules will be followed.

15.02 Maximum Number of contests: 16

15.03 Practice Requirements: Number of practices to represent school 6 (individual)

15.04 Nights rest between contests: 1 night

15.05 Individual contests limitation per day: 1 contest

15.06 Scrimmage limitations per day: 1 scrimmage

15.07 Waivers of NRA Rifle Rules: None.

15.08 Section VI Rifle Rules:

1. For competition between teams in both 3 Pair rifle and air rifle, four (4) contestants may fire with all four (4) scores to count for the team score.
2. The home team is to furnish official NRA targets for both teams.
3. All safety precautions must be observed at all times. Rifles shall be cased when transported. Competitors shall wear hearing protective devices. The use of eye protection is recommended.
4. Coaching will be permitted for air rifle during Regional competition. (Oct. 2006)
5. Bipods are permitted to be attached to air rifles and used during Standing Air Rifle Positions at all season matches and Regional Championship

15.09 Rifle Scrimmage Rules: None.

15.10 Rifle Championship Week #: N/A

APPENDIX E

Modified Athletics 6th Grade Addition Survey Results

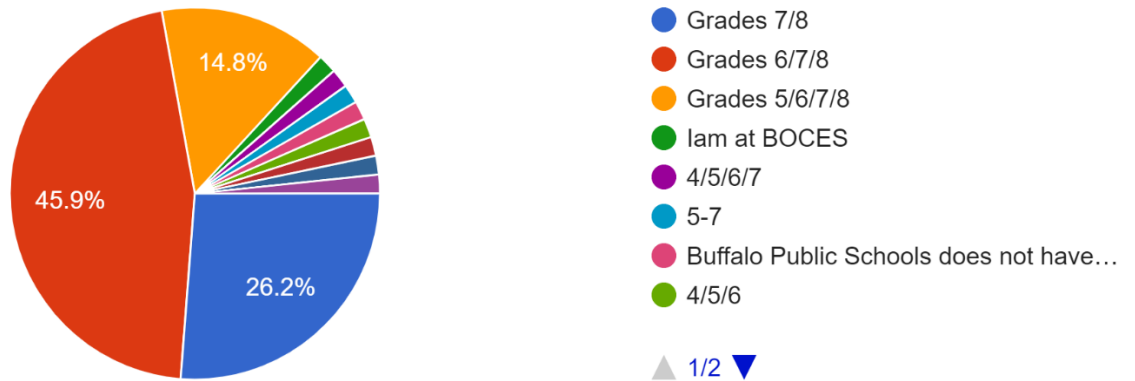
Please check the following that best describes your current position.

60 responses



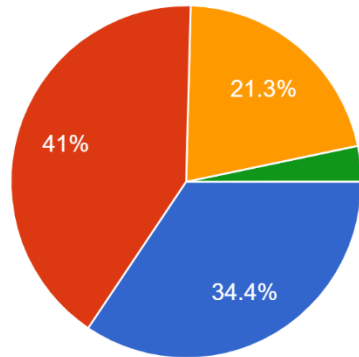
The middle school in my district uses the following grade structure:

61 responses



My district's modified teams best align with which of the following statements:

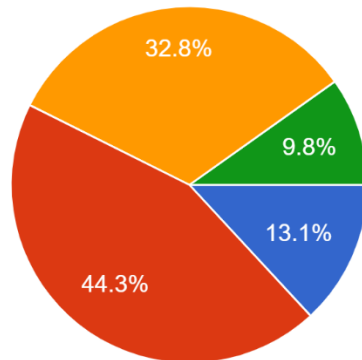
61 responses



- All modified teams are 7/8 teams
- Most modified teams are 7/8 with a few 7/8/9 teams
- Some modified teams are 7/8 with the majority being 7/8/9 teams
- All modified teams are 7/8/9 teams

Please select the option that best reflects your beliefs regarding the addition of 6th grade students to the modified level of interscholastic sports.

61 responses



- I am in complete support of adding 6th grade students.
- I am in support, but would like to know more details.
- I am hesitant to support this idea, but would be open to hearing more details.
- I am against the idea of adding 6th grade students to this level.

New York State Public High School Athletic Association



Executive Committee Meeting – October 19, 2022

Handbook Committee – Removing the NYSPHSAA Note under Mixed Competition

- Action Item
 Discussion Item
 Informational Item

Action Item
in Feb

Presenter:

Pat Pizzarelli, Handbook Chairperson

Proposal:

The NYSPHSAA Handbook Committee is recommending removing the following NYSPHSAA Note under Mixed Competition regulation in the NYSPHSAA Handbook.

"NYSPHSAA Note: This clause is to meet the need of the exceptionally talented girl".

Effective Start Date:

When approved by the Executive Committee

Rationale:

Mixed Competition is an SED regulation. The NYSPHSAA Note is an opinion by NYSPHSAA on a regulation that we have no jurisdiction over this regulation. This could cause some issues for our member schools and NYSPHSAA if we were challenged on this language.

Proposal Originated:

NYSPHSAA Handbook Committee

Budgetary Impact:

None

Notes:

None.

Attachments:

None

New York State Public High School Athletic Association

Executive Committee Meeting – October 19, 2022



FOOTBALL – Amend Guidelines for Combined Practices for 11-Man

- Action Item
- Discussion Item
- Informational Item

Action Item

Presenter:

Gary Vanderzee, NYSPHSAA Football Coordinator

Proposal

The NYSPHSAA Football Committee is seeking approval of an amendment to the Combined Practice guidelines for 11-man football.

Effective Start Date

August 19, 2023

Rationale

In 2019 the NYSPHSAA Football State Committee established guidelines for interschool practices. Five items make up the framework of these guidelines. Items d) and e) are being proposed to be revised.

CURRENT GUIDELINES:

- a) Coaches are to instruct their own players.
- b) "Full Live" contact is permitted but not required.
- c) Athletes/Teams may not participate in a combined practice unless they previously completed five (5) days of practice.
- d) While working on team situational aspects, drills may not exceed seven (7) players from either team. This will allow for teams to conduct a 7 v 7 period for skill positions or it may be designed to focus on an inside run package to emphasize offensive/defensive line play.
- e) Schools using more than seven (7) players in a team drill will be in violation of this rule.

PROPOSED CHANGES:

- d) While working on team situational aspects, drills may not exceed a maximum of nine (9) players from either team. This will allow for teams to conduct a 9 v 9 period for skill positions or it may be designed to focus on an inside run package to emphasize offensive/defensive line play.
- ** 8-Man Football teams will only be allowed a maximum of seven (7) players from either team.
- e) 11-Man teams using more than nine (9) players in a team drill will be in violation of this rule.
8-Man teams using more than seven (7) players in a team drill will be in violation of this rule.

The rationale for the request centers on allowing teams to work on inside run play with a full line. Currently, with the 7 v 7 rule in place, a team that uses a tight end with two running backs can't run full line drills. They would need to use 5 linemen plus the tight end and quarterback and they are already at the maximum of 7 without counting the running backs. As a result, teams are forced to go half line and not incorporate any backside linemen. Most teams utilize pulling lineman from the back side when

DATE REVISED: October 3, 2022

New York State Public High School Athletic Association



Executive Committee Meeting – October 19, 2022

executing inside run play. If the rule is modified to read a maximum of 9 players, teams could use 5 linemen, a tight end, and 2 running backs to get a true evaluation and a more productive drill.

When the state committee established these guidelines, the 7 v 7 rule was put in for two reasons:

1. There needed to be a clear distinction that these drills were not actually scrimmages with 11 on 11 so the decision was made to max out at 7 v 7 so it would be clear to all, it was not an 11 on 11 full team scrimmage. We believe modifying this rule will still accomplish that same premise while allowing for a more productive teaching period for athletes. Anyone viewing this period will still note the offense has no wide receivers and the defense has no defensive backs. It will still be evident to all that this is not an 11 on 11 situation.
2. If more than 7 v 7 was permitted, 8-Man teams would have a full line-up thus making it a scrimmage. With that, we would only be asking for this modification be implemented for 11-Man football.

It should also be noted the original decision to max at 7 v 7 had nothing to do with safety. As mentioned, it was simply put in so there was a distinction between the combined practice and a scrimmage. This change would still honor that premise.

Proposal Originated

The NYSPHSAA Football Committee on March 29, 2022

Budgetary Impact:

None

Notes

None

Attachments

None

New York State Public High School Athletic Association



Executive Committee Meeting – October 19, 2022

Boys Wrestling – 2023-2024 Weight Classes

ACTION ITEM FEB

- Action Item
- Discussion Item
- Informational Item

Presenter:
Marty Sherman, Boys Wrestling Coordinator

Proposal:
The NYSPHSAA Boys Wrestling Committee is recommending using the following NFHS weight classes plus a NYSPHSAA lower weight. The weight classes would be 101 (NYSPHSAA), 108, 116, 124, 131, 138, 145, 152, 160, 170, 190, 215, 285.

Effective Start Date:
2023-2024 season

Rationale:
The NFHS has given the State Associations the option to select 12, 13, or 14 weight classes. The committee feels that the NFHS 12 weight classes is best suited for NYS. The committee also feels that NYS has had a lower weight class for many decades and many Sections would like to keep a lower weight class.

Proposal Originated:
NYSPHSAA Wrestling Committee

Budgetary Impact:
None, this is in line with the number of weight classes currently being offered.

Notes:
The committee voted 7-4 to approve this recommendation. Sections 2,3,7 and 8 were opposed.

Attachments:
None

New York State Public High School Athletic Association



Executive Committee Meeting – October 19, 2022

Boys Wrestling – Division Cut-Off Numbers

- Action Item
- Discussion Item
- Informational Item

Action Item

Presenter:

Marty Sherman, Boys Wrestling Coordinator

Proposal:

The NYSPHSAA Boys Wrestling Committee is recommending that Boys Wrestling become a variation sport and is recommending having the Division cut-off numbers be 600 and above Division 1 and 599 and below being Division 2.

Effective Start Date:

2023-2024 season

Rationale:

The new format to determine the classification cut-off numbers for non-variation sports in two division sports is 40% of the teams in Division 1 and 60% of the teams in Division 2. The Boys Wrestling Committee is concerned with the imbalance of the two Divisions. The Boys Wrestling Committee would like to keep the divisions balanced and the cut-off numbers being 600 and above for Division 1 and 599 and below being Division 2.

Proposal Originated:

NYSPHSAA Wrestling Committee

Budgetary Impact:

None.

Notes:

The committee voted unanimously to approve this recommendation.

Attachments:

None

New York State Public High School Athletic Association

Executive Committee Meeting – October 19, 2022



Girls Flag Football – High School Sport Standards

- Action Item
- Discussion Item
- Informational Item

ACTION ITEM

Presenter:

Todd Nelson, Assistant Director

Proposal:

The NYSPHSAA Girls Flag Football Committee is recommending the following High School Sport Standards for Girls Flag Football.

- Minimum 6 practices to represent your school
- Maximum 16 games during the regular season
- 1 night rest between contests
- 1 contest allowed per day
- NFHS Football Rules plus NYSPHSAA Rules
- 1 scrimmage per day

Effective Start Date:

Spring 2023

Rationale:

As an emerging sport, Girls Flag Football needs to establish High School Sport Standards. These standards are the same as Girls Lacrosse Standards.

Proposal Originated:

NYSPHSAA Girls Flag Football Committee

Budgetary Impact:

None.

Notes:

None.

Attachments:

None

New York State Public High School Athletic Association



Executive Committee Meeting – October 19, 2022

Girls Flag Football – NFHS/NYSPHSAA Playing Rules

- Action Item
- Discussion Item
- Informational Item

ACTION ITEM

Presenter:

Todd Nelson, Assistant Director

Proposal:

The NYSPHSAA Girls Flag Football Committee is recommending following the NFHS Football playing rules along with the NYSPHSAA Girls Flag Football Rules.

Effective Start Date:

Spring 2023

Rationale:

During the pilot program in the Spring of 2022 the participating teams used the NFHS Football rules along with NYSPHSAA Girls Flag Football Rules. The committee did review all of the rules and made minor adjustments to them for the 2023 season.

Proposal Originated:

NYSPHSAA Girls Flag Football Committee

Budgetary Impact:

None.

Notes:

None.

Attachments:

NYSPHSAA Playing Rules

New York State Public High School Athletic Association



Executive Committee Meeting – October 19, 2022

GIRLS FLAG FOOTBALL– ESTABLISH A STATE CHAMPIONSHIP IN 2024

- Action Item
- Discussion Item
- Informational Item

Actions Item

Presenter:

Joe Altieri, NYSPHSAA Assistant Director
Todd Nelson, NYSPHSAA Assistant Director

Proposal:

The NYSPHSAA Staff and Girls Flag Football Committee is seeking to conduct a state championship starting in spring 2024.

Effective Start Date:

Week #48 in Spring 2024

Rationale:

Due to Girls Flag Football meeting the criteria of six sections with four or more programs, a state championship may be established per the NYSPHSAA Championship Philosophy.

Proposal Originated:

The NYSPHSAA Girls Flag Football Committee met for the first time on September 14, 2022.

Budget Impact:

There will be travel expenses for schools to send a flag football team to a state championship in addition to NYSPHSAA incurring expenses to rent a venue, pay for officials and awards, travel, and also pay for other associated state tournament expenses. Additionally, schools/sections/NYSPHSAA will generate revenue from admissions at local games, Section tournaments and the State Tournament to help offset budgets.

Other

Each section will send a representative to a Regional competition (see proposed regions below) for the right to advance to the State Semifinals/Finals. Teams will be made up of 15-30 players and follow the NFHS Football Rules supplemented by the NYSPHSAA Flag Football rules. They will also adopt all high school sports standards as published in the NYSPHSAA handbook.

The schedule is proposed as follows:

State Semifinals/Finals	Week #48 – Games on Fri & Sat <u>OR</u> Sat & Sun
Regionals	Week #47 – Games on Friday, Saturday or Sunday
Section Tournament	Week #46 – Games days to be determined by the section

Proposed Regions:	North Sections: II, III, VII, X	South Sections: VIII, XI
	West Sections: V, VI	East Sections: I, IV, IX

****tentative; subject to change***

DATE REVISED: September 30, 2022

New York State Public High School Athletic Association



Executive Committee Meeting – October 19, 2022

Venues:

Section Tournaments and Regional game sites will be determined by sections. Regional rotations will be set up by the committee and approved by CAC and Executive Committee. The State Semifinals/Finals will be determined by a bid process at least one year prior to the event date, approved by the Executive Committee.

Awards:

Certificates for Regionals, Semi-Finalists and Finals will be distributed. Championship t-shirts, 1st place medals, plaques, Final Four bracket boards and champion boards will be awarded to team champions. Finalists will be awarded medals and plaques. Semi-finalists will receive plaques. Sportsmanship shirts will be awarded to one athlete from each participating State Tournament team. A maximum number of team personnel will be established to allow for a budgeted quantities of awards.

Staff/Officials:

NYSPHSAA Staff will oversee and manage the planning of this event with consultation with the state coordinator and committee. The state coordinator shall oversee gameday operations on the field with assistance from NYSPHSAA and the state committee.

Game officials will be determined using Officials Fees & Policies procedures, established by CAC, and will be similar to girls lacrosse procedures.

CAC Feedback:

No concerns at this time (discussion).

New York State Public High School Athletic Association



Executive Committee Meeting – October 19, 2022

Boys Wrestling – Eliminate the NYSPHSAA Honor Weigh-In

- Action Item
- Discussion Item
- Informational Item

Action Item

Presenter:

Marty Sherman, Boys Wrestling Coordinator

Proposal:

The NYSPHSAA Boys Wrestling Committee is recommending eliminating the NYSPHSAA honor weigh-in.

Effective Start Date:

2023-2024 season

Rationale:

Currently teams are allowed to weigh-in in the morning of a match and if the students make the weight for a particular weight class, they are given a 3lb allowance for the mat side weigh-in during the evening match. The honor weigh-ins are required to be monitored by a school administrator or their designee. There are doubts in most Sections that an administrator is monitoring the honor weigh-ins. If the 1.5% weight loss plan is approved, the practice of honor weigh-ins would allow students to keep fluctuating during the season which is not in the best interest of the student.

Proposal Originated:

NYSPHSAA Wrestling Committee

Budgetary Impact:

None.

Notes:

The committee voted 9-1-1 to approve the recommendation. Section 1 voted against and Section 4 abstained.

Attachments:

None

New York State Public High School Athletic Association



Executive Committee Meeting – October 19, 2022

Boys Wrestling – NFHS 1.5 % Weight Loss Plan

- Action Item
- Discussion Item
- Informational Item

Action Item

Presenter:

Marty Sherman, Boys Wrestling Coordinator

Proposal:

The NYSPHSAA Boys Wrestling Committee is recommending following the NFHS 1.5% weight loss plan.

Effective Start Date:

2023-2024 season

Rationale:

Currently wrestlers are certified to a minimum wrestling weight and must weigh in 50% of their matches at the weight in which they want to compete in the post season. The 1.5% weight loss plan sets up a weight loss plan for the wrestler in which they can only lose 1.5% of their body weight each week. The plan can be given to the wrestler at the beginning of the season so they can know exactly what the minimum weight they can weigh in each week. If the student weighs in more than the minimum weight for the week the plan is recalculated. The wrestler and the coach can monitor the plan each week during the season. The 1.5% weight loss plan would replace the 50% rule.

Proposal Originated:

NYSPHSAA Wrestling Committee

Budgetary Impact:

None.

Notes:

The committee voted 9-1-1 to approve the recommendation. Section 4 voted against and Section 1 abstained.

Attachments:

None

New York State Public High School Athletic Association



Executive Committee Meeting – October 19, 2022

Modified Committee – Changing Soccer Mouth Guard Requirement to Recommendation

- Action Item
- Discussion Item
- Informational Item

ACTION ITEM

Presenter:

Jim Rose, Modified Co-Coordinator

Proposal:

The NYSPHSAA Modified Committee is recommending changing the following language in the NYSPHSAA Handbook under the sport of soccer. “ a mouthpiece shall (replace with may) be worn by the soccer goalie for protective purposes”.

Effective Start Date:

2023-2024 season

Rationale:

From youth soccer all the way to professional soccer the only level that requires goalies to wear a mouth guard is the NYSPHSAA modified level. The Modified Committee feels that this should be a choice made by the school and the player. This falls in line with a change we made a few years ago regarding the soft headgear for modified soccer goalies.

Proposal Originated:

NYSPHSAA Modified Committee

Budgetary Impact:

None

Notes:

The NYSPHSAA Safety Committee expressed no concerns with this recommendation.

Attachments:

None

New York State Public High School Athletic Association



Executive Committee Meeting – October 19, 2022

Modified Committee – Increasing Max Number of Events for Track and Field

- Action Item
- Discussion Item
- Informational Item

ACTION ITEM

Presenter:

Jim Rose, Modified Co-Coordinator

Proposal:

The NYSPHSAA Modified Committee is recommending increasing the maximum number of events for a track athlete from 3 to 4 providing one of the 4 is a relay. The are also recommending eliminating the distance restrictions in the modified Track and Field regulation.

Effective Start Date:

2023-2024 season

Rationale:

This change would allow for more participation for our modified athletes. Many schools were struggling to fill relay teams because of the restriction of 3 events. The committee also feels the restriction to the distance run by the modified athletes is not needed and coaches should be able to put students in events they feel are appropriate.

Proposal Originated:

NYSPHSAA Modified Committee

Budgetary Impact:

None

Notes:

The NYSPHSAA Safety Committee expressed no concerns with this recommendation.

Attachments:

None

New York State Public High School Athletic Association



Executive Committee Meeting – October 19, 2022

2023-2024 Membership Dues

- Action Item
- Discussion Item
- Informational Item

Presenter:

Dr. Robert Zayas, NYSPHSAA Executive Director

Effective Start Date:

2023-2024 School year

Details:

The following increase of NYSPHSAA membership dues will be included within the NYSPHSAA Budget to be voted on at the May Executive Committee meetings.

Year 1 – 2023-2024

\$900 + .90/student over 300

Year 2 – 2024-2025

\$950 + .95/student over 300

Year 3 – 2025-2026

\$1000 + \$1/student over 300

New York State Public High School Athletic Association



Executive Committee Meeting – October 19, 2022

Sportsmanship: NYSPHSAA Spectator Sportsmanship Regulation

- Action Item
- Discussion Item
- Informational Item

TABLED to
DISCUSS in FEB
POSSIBLE ACTION in MAY

Presenter:
Todd Nelson, NYSPHSAA Assistant Director

Proposal:
The NYSPHSAA Sportsmanship Committee is recommending adding the following NYSPHSAA Sportsmanship Spectator Regulations to the Handbook.

“Any negative, inappropriate, derogatory comments or actions that brings direct attention to a supervisor or school administrator by a spectator or group of spectators are required to be addressed by the host school, Sectional or NYSPHSAA representative in the following non-sequential order depending on the comments or behavior:

- First warning – Directing the spectator or group of spectators to refrain from any negative comments or actions.
- Second warning – A personal discussion with the spectators or group of spectators on the above NYSPHSAA expectations and reminding the spectators or group of spectators of the next step, removal of the game or event, will be utilized if the behavior continues.
- Removal from the contest – The spectator or group of spectators will be directed to leave the facility for the remainder of the game or event. If spectators or group of spectators refuse to leave the game or event, play will be stopped until they vacate the premise.

Penalty for being removed from a game or event: Any spectator removed from a game or event will have a minimum penalty of completing the NFHS Parent Credential course or a one game suspension before they are allowed to attend any interscholastic event, home or away. Once the course is completed the spectator will provide a certificate of completion to the athletic department office. Schools are required to communicate with the offending spectator on the NYSPHSAA Sportsmanship Spectator Expectations.

- Depending on the severity of the behavior/comments or future disqualifications by the offending spectator NYSPHSAA and the Section may get directly involved in the situation.

Note: A school may take any or all these actions during or after an interscholastic contest.

Effective Start Date:
Fall 2022

How do WE Administer THIS
Are Supes & BOE's in FAVOR of THIS

DATE REVISED: June 17, 2022



NYSPPHSAA Baseball Committee

Wednesday, January 4, 2022

MEETING MINUTES



ATTENDANCE: Joe Altieri, Todd Nelson, Kristen Jadin, Chris Joyce, Chris Watson, Joe deGuzman

COMMITTEE: Al Roy – Coordinator, Tim Harkness – Assistant Coordinator/Co-Tournament Director, Chris McCarthy – Section 1, Mike Demagistris – Section 2, Tom Meiss – Section 3, Chris Palmer – Section 4, Jason Bunting – Section 5, Rob Parry – Section 6, Jim Manchester – Section 7, Sean Burns– Section 8, Mike Gillespie – Section 9, Justin Richards – Section 10, Ryan Cox – 11, Matt Ferraro – Co-Tournament Director

GUESTS: Steve Nolan – Modified Rep, Andy Draper/Joe Grady – Rules Interpreter, Alex Trezza/Brett Rhodes – GameChanger, Machell Phelps – Cortland Regional Sports Council (bid questions only)

1. Attendance & Introductions

Meeting called to order 10:05 am by State Coordinator, Al Roy

2. GameChanger

Joe deGuzman introduced Alex Trezza and Brett Rhodes from GameChanger

- GC made a presentation and answered various questions

3. Umpires

Andy Draper-New York State Umpires Association

- Reported the following rule changes: Language added to clarify lodged ball, Jewelry rule eliminated – meaning jewelry is now permitted with discretion of the umpire, if inappropriate or a danger to player, teammates or opponent.

Al Roy shared the following umpire information for the 2023 season:

- \$124 per game and a \$30 travel allowance per chapter
- He needs name, chapter info, email, cell phone information of umpires to get to Mark Rothrock for the program prior to May 15, 2023
- Suspended & Tied-suspended game rule was stated for the 2023 state tournament.

4. Committee Directory Updates – No directory updates reported

5. Bid Discussion and Vote for 2024-26

- Three bids were submitted by Binghamton, Cortland and Niagara for the 2024-26 championships.
- After discussion, the committee voted 10-1 in favor of Binghamton and the Staff agreed on Binghamton as the recommendation. The recommendations will be forwarded to the CAC and Executive Committee for final approval. Bids will be posted on the NYSPPHSAA website and a bid comparison document will be written as well. All bidders will be informed of the recommendations.

6. NYSPPHSAA Staff Reports

Joe Altieri, Assistant Director

- On behalf of Dr. Robert Zayas, he reviewed the NYSPPHSAA Strategic Plan approved in July. He noted the four initiatives NYSPPHSAA would be focused on the next five years: growth in student participation, officials' recruitment/retention, financial stability, and diversity/equity/inclusion (DEI).

- Reported there are no COVID restrictions or policies from NYSPHSAA for 2022-23 championships nor are there any in Binghamton for the 2023 state tournament.
- 2023 State Tournament Hotels – He reported hotels are secured for the 2023 tournament. Feedback always appreciated.
- Hall of Fame deadline – January 29, 2023. Applications are being accepted online only.
- Participation Certificates – AI will provide the committee’s feedback.
- **2024 Meeting Date – Wednesday, January 3, 2024 was agreed**
- On behalf of Chris Joyce, Joe reported digital ticketing will continue for 2022-23 championships. He explained the new ticketing transparency laws that now require all ticketing platforms to show total price including fees, not tack on fees at the end of the purchase.

Todd Nelson, Assistant Director

- Officials – Per our Strategic Plan, we are trying to increase the pool of officials. One way to do that is to make the certification process easier for new umpires at the Modified level. Todd is working with Andy Draper on a simple 3-step process for training, taking the NFHS exam and fingerprinting.

Kristen Jadin, Assistant Director

- Spalding – Balls have been ordered for Regionals and States. You should receive them in the coming weeks. If there are damaged or defective baseballs, please send to the NYSPHSAA office.
- Regional/State Tournament Awards- Will be ordered and shipped after winter championships.
- Championship Operations Packet - Will be updated as we move into season. She will work with AI and Tim/Matt on the packet updates.

Chris Watson, Director of Communications

- Brackets/Regional Sites - Any Regional schedules/changes and Sectional champions needs to be sent to Chris W and AI so the website can be updated even its just a date and TBA for the site.
- Records and State Tournament History – He is currently updating records so please check the website for accuracy of baseball records and send updates to Chris.

Joe deGuzman, TPG/NYSPHSAA Sales

- Visions FCU – He also reported Visions FCU will continue to be a presenting level sponsor of the state tournament.

7. 2023 State Tournament Semifinals Friday June 9th Finals Saturday June 10th

- Semi-Finals & Finals: Administration
- Command Center-Binghamton University or Mirabito Stadium
- Committee Meeting & Assignments (10 am Binghamton University or Holiday Inn Binghamton, Friday, June 11th)
- Protest Committee
- Pitching Count Charts
- Coaches/Site Chairman Meetings (at site an hour & half prior to scheduled game times)
- CP Sportswear – Tournament Gear for sale; Committee gifts
- Sectional Winner Packets
- Media – Sectional Winners to AI Roy/Chris Watson
- Rosters/Photos
- Hotel-Motel Report Forms
- REMINDER - Max of 23 team members (Bring Voucher for admissions over 29)

- m. Championship operations packet (will be emailed to qualifying AD's & committee)

8. 2023 Regionals – Thursday, June 1st & Saturday, June 3th

- a. Finalized at conclusion of this meeting; Section 11 will have a “C” team. Section 8 will not have a “C” team. Updated regional schedule will be sent out to committee
- b. Section 11 has two “D” schools and will (based on past practice) decide if either school will participate in regionals. Will send notice before regional play.
- c. Guidelines
- d. Dates & Rotations
- e. Media Reporting – Sectional Chairman contact Al Roy & Chris Watson with scores
- f. Pitch Count Charts
- g. School Gate Lists in packet
- h. Sites and times must be provided to Al Roy & Chris Watson when determined
- i. “Real feel” temperature/Heat Index is responsibility of host site
- j. Thunder/Lightning Policy

9. Proposals Discussion

- a. Regional Rotations – proposal for 6 classifications 2024-2029
- b. Class D was changed to group 2/9/11 together
- c. Al expressed that excessive travel may be an issue
- d. Al proposed a new regional schedule (**Proposal Attached**)
- e. Todd Nelson pointed out the disparity in numbers with changing the rotation
- f. Mike Demigistris and Ryan Cox agreed with Al and his proposal based on travel expenses
- g. Jim Manchester and Justin Richards were okay with the disparity in the number of schools in Class D and recognized the travel time and cost was an important factor in this alignment

Motion: To adopt six(6) classification Regional Rotation as presented on the attached chart. Motion to accept by Mike Demogistris, seconded by Ryan Cox. Motion approved unanimously.

10. Sectional Concerns:

- 1) EH at the JV level
- 2) None
- 3) None
- 4) None
- 5) None
- 6) None
- 7) None
- 8) Imbalance of Class A schools in section creates scheduling issues. After discussion it was suggested to look into proposing to have pitchers and catchers start a week early and position players only required to have 6 practices before they can compete
- 9) None
- 10) None
- 11) None

9. Adjournment at 1:31 pm

--minutes respectfully submitted by Tim Harkness (Assistant Chair) and Joe Altieri

NYSPHSAA Cheerleading

Cheerleading Committee Meeting Report



May 19, 2022 – 9:00 am – 11:30 am.

Attendees

Dr. Robert Zayas - Executive Director	Section 5 – Stacey Pike
Joe Altieri- Assistant Director	Section 6 – Justina Grudzinski
Todd Nelson – Assistant Director	Section 7 – Vicki Nephew
Kristen Jayden – Assistant Director	Section 8 – Jennifer Keane
Chris Watson - Director of Communications	Section 9 – Patty Archiere
Chris Joyce -Director of Sales and Marketing	Section 11 – Brianne Hyer
Joe DeGuzman, TPG Sales	NYSCJA –Casey Goll
Jen Simmons – State Coordinator	
Section 1 – Alice Ganger	
Section 2 – Stephanie St. Pierre	
Section 3 – Tiffany Rutledge & Stephanie Moretti	
Section 4 – Andrea Guccia	

I. NYSPHSAA Report/Updates

- **Robert congratulated everyone on hosting the second regional Game Day Competition in October. All are excited for the first State Competition next Fall.**
 1. NYSPHSAA working on the four priorities of the Strategic Plan: Increased Student Participation, DEI, Officials recruitment and retention and Long term financial stability
 2. Covid update
- **Joe A.**
 1. reviewed the 5 hotels secured in Binghamton and will send breakdowns to Section Chairs
 2. reviewed the HOF deadlines
- **Todd Nelson**
 1. Discussed the new process for Tournament Programs
 2. Discussed process for the classification discussion deadline-Committee meeting in March prior To the State tournament to review and discuss
- **Kristen Jadin**
 1. Reviewed Awards going to Andrea for March
 2. Championship Operations Packets
- **Chris Joyce**
- **Joe Deguman**
 1. Sponsorship Updates
- **Chris Watson**
- **Reminders-All tickets online once again**

II. Committee Business

- **Game Day Competition Review and Feedback**

1. Alice and Andrea both agreed that the events ran great, Committee expressed ideas for the State Tournament next fall since it will also be in Binghamton.
2. The Committee discussed dates for the fall next year. Much discussion on moving to a Sunday as schools expressed conflicts and decisions in being able to participate due to the conflict with the football teams they support .A request and suggestion was made to move to a Sunday and also move a week later (to wk #18) if possible. Moving one more week out provides time adequate time for Sectionals and more teams to have completing their season, less conflict. NYSPHSAA staff agreed, Committee voted unanimous to move to Sunday and to week 18

- **State Championship for Game Day**

1. Committee agreed that we would like to start the process of making it a State Championship.
2. A recommendation was made to have the event the first weekend in November and to be on Sunday, so it will not interfere with football playoffs.
3. Trainings this year in the Sections went well, Love the work from Mahdia and the online videos. Suggestions was made to have Mahdia come to both the Game Day states as well as Competitive Cheer.

- **Trainings Game Day/Competitive Cheer**

1. Game Day – trainings occurred in Sections 5, 2 and 8 this past fall in person as well as recorded for all to view online
 - A. Section 8 offered a combined Competitive and Game Day training.
 - B. Discussion was made for Format of the Competitive Cheer-last year we ran 5 separate sessions, after much discussion, we will revert back to the two sessions we had pre-covid
 - C. Participation Certificates discussed, we agreed to move to digital to AD

- **NHFS Rule Changes – Casey**

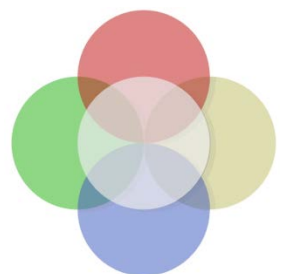

Very few changes

A list of the all changes can be found on NFHS.org under Spirit Rules Changes - .
USA Cheer offers a “Changes” course.

Casey and Todd discussed the extensive judge’s online training that was done. The different Sections of the trainings were reviewed and we really think they came out well. Alice and Andrea agreed that they were well done. Coaches are encouraged to register and take them so they can see what the judges are being trained on. These are designed so that judges can be trained at any time of the year.

- **Competitive Cheer Classifications Proposal Discussion**

1. Jen sent out the suggested proposal that was discussed at the last meeting. We received a copy of the proposal that was sent out and it was included with this meeting’s agenda.
2. The Committee agreed to meet Friday afternoon of this year’s state meeting, so we will have all of the data to review our proposal and finalize for submission for the deadline to move forward for next year.





NYSPHSAA FIELD HOCKEY State Committee

January 5, 2023 at 10:00 am



MEETING MINUTES

Attendance & Announcements

- Deb Ferry(11), Teri Welcher(TD) B. Hooper(SC), D. Beam(9), S Hughes(1), J. Clark(OC), R. DiSisto-Leslie(1), M. Venditto(2), M. Tooley(3), , K Hutteman(5), J. Otto(6), B. Sellers(8), N. Huston(4), B. Felice (Modified) NYSPHSAA Staff: J. Altieri, T. Nelson, K. Jadin, C. Watson

• NYSFHO-Julie Clark

- Bev - thoughts of adding another official and selection of officials
- Some frustration with last minute schedule changes and assigning during season from AD
- Continuous training of officials (Spring 2022 on field training session)
- Consider changing evaluation process to gain more officials and to be evaluate all officials
 - USA Ratings are not equivalent to the NCAA or HS Officials. There is a lack of understanding
 - There seems to be a missing piece of evaluation/rating of "A" Officials
- State Tournament - Food: back-to-back games and availability of food and what is served. Bev explained that food was put aside for officials in a separate room - addressed better communication with hospitality and officials
 - T.Nelson - Strategic plan to increase obtaining and retention of officials; School based officials; [RefReps](#) (coming soon for field hockey)
- State Tournament - Selection of officials
- Neck Guard - Wrap around ONLY - the hanging plastic is not acceptable

• Bid Discussion and Vote for 2024-26

- Two (2) bids were submitted by Arlington and Vestal for the 2024-26 championships.
- After discussion, the committee voted 7-2 in favor of Arlington and the Staff agreed on Arlington as the recommendation. The recommendations will be forwarded to the CAC and Executive Committee for final approval. Bids will be posted on the NYSPHSAA website and a bid comparison document will be written as well. All bidders will be informed of the recommendations.

NYSPHSAA Staff Reports

• Joe Altieri, Assistant Director

- On behalf of Dr. Robert Zayas, he reviewed the NYSPHSAA Strategic Plan approved in July. He noted the four initiatives NYSPHSAA would be focused on in the next five years: growth in student participation, officials' recruitment/retention, financial stability, and diversity/equity/inclusion (DEI).
- Reported there are no COVID restrictions or policies from NYSPHSAA for 2022-23 championships.
- 2023 State Tournament Hotels – He reported hotels are secured for the 2023 tournament. Feedback is always appreciated.
- Hall of Fame deadline – January 29, 2023. Applications are being accepted online only.

- Participation Certificates – Proposal will go forward for digital certificates to Executive Committee
- 2024 Meeting Date – Thursday, January 4, 2024 at 10:00 am was agreed
- On behalf of Chris Joyce, Joe reported digital ticketing will continue for 2022-23 championships.
- **Todd Nelson, Assistant Director**
 - Officials – Per our Strategic Plan, we are trying to increase the pool of officials. One way to do that is to make the certification process easier for officials. Todd discussed this with Julie Clark, Officials Rep, during the meeting.
- **Kristen Jadin, Assistant Director**
 - Ball Adoption – Kristen explained we are exploring our ball adoption for inflatables and non-inflatables. She is work with Joe deGuzman and asked the committee for any thoughts or recommendations.
 - Championship Operations Packet - Will be updated as we move into season. She will work with Bev on the packet updates.
- **Chris Watson, Director of Communications**
 - Brackets/Regional Sites - Any Regional schedules/changes and Sectional champions needs to be sent to Chris so the website can be updated even if it's just a date and TBA for the site.
 - Records and State Tournament History – He is currently updating records so please check the website for accuracy of records and send updates to Chris.

Committee Business:

- A. State Championships-Reviewed the times and field assignments. ROTATION: C - A - B
 - 1. *Regional Rotations*
 - 1 @ 2 winner vs 9
 - Chances are there will not be a "B" qualifier from 9
 - 1. Barb - can sections be notified as soon as possible
 - *Pre-Regional Games on Nov 1st*
 - 8@11 Sunday Nov. 5th
 - 6@5
 - C game Section 4 vs 6 @ 5
 - 4 @ 3 Sunday Nov. 5th
 - 1vs 2 @ 9 - Section 9 @ Our Lady of Lourdes Nov. 5
 - *Have ½ hour between starts on the different fields - Saturday games only.*
 - Saturday Secondary - 9:30, 11:30, 1:30
 - Saturday Stadium 10:00am, 12:00pm, 2:00pm
 - *Sunday finals:*
 - Sunday 10:00, 12:30, 3:00pm
 - *Games/Teams playing on Saturday Stadium field*
 - Winners of regional 4/3 (Home) vs winners of regional 2/1 / 9 (Away)
 - *Games on Saturday Field #2*
 - Winners of regional 8/11 (away) vs Winners of regional 5/6/ At Large (home), team from section 4 class C.

B. Official selection for state championships.

1. Discussion of how many officials at the State Tournament, what to do in the case of an official being injured or called away due to a family emergency. Bev submitted a proposal to have a back up official from the host section when available or within 100 miles.
2. T.Nelson made a statement that this committee has the final decision as to what officials work the state tournament.
3. Discussed going from 9 to 10 officials, having the ability to call a backup official from the host site. Todd suggested so we don't get caught trying to find another official that we just bring a 10th official from the host site.
 - 2 from the host site
 - 1 from each other section
 - Selection of the 10th Official - Discussion about if there was not another official available from the host site to go with the next best official from any section. It was agreed by all that the best officials should be selected.
4. MOTION BY K.Hutteman - Request to have a 10th official at the NYSPHSAA Tournament
 - Second: B. Sellers
 - Motion passes 9-0
5. Rating of Officials
 - We need to be more conscience of our officials groups and how they are rated and how often
 - Reiterate the process - Each coordinator will ask for recommendations from the officials group, with that said, the coordinator has the final recommendation. Bev suggested that each coordinator work with their officials group and coaches about the rating of officials.
6. Fees of the State Tournament: Established by taking an average of all the nine sections.

B. Consistency in training

7. This is truly a situation all over the state - The state does not tell them what to train on nor dictate training because they are independent contractors.
8. Training workshop from neighboring Sections - Grouping Sections to have Training Sessions

B. ALL-STATE Criteria

9. All-State selection/numbers - Number allowed this is an award given by the Field Hockey committee, not the state association.

Discussion about whether all schools that played field hockey in NY should be considered for selection even if they were private, catholic, or charter schools. Rename the award specific to the area. Ex Nassau County FH coaches Assoc. All State Award, therefore, no mention of NYSPHSAA. Kristen suggested talking to Julie Clark about possibly co-sponsoring this award. After much discussion this was tabled.

B. Max Field Hockey: a nationwide group that has a national tournament. Bev suggested the group should go and look at the site could be a possible site to list the all state selections.

- E. **Classification numbers:** Bev stated that the numbers were sent out in October. After changes to schools playing in what class the numbers stand at A=62, B=75, C=72 Total teams=209. A question was asked about changing the numbers to make each class equal. This change would not be in effect until 2024. Bev will play with the numbers and send them out for approval from the section coordinators. Needs to be proposed to the CAC in April, Exec. Committee in May and voted on in July.
- F. **Section Reports/Concerns:** Section 2 is concerned about the training of officials by officials that are not the best to be rating other officials.
- G. **NFHS rules:** Concern voiced about stopping the clock on corners. Adding time to the game and losing the time to play JV games. The goalie must wear a wraparound throat protector. Can also wear a plastic shield.
- H. **Modified:** Barb F. stated that playing overtime at the modified level is great. Also told FHC they have any other changes or concerns to contact her. Bev said if your section is playing OT please inform the officials group at the beginning of the season.
- I. **Miscellaneous:** Bev thanked Nicky and Sue/Rebecca for the bids they submitted from their sections. Bev thanked Deb Ferry for all her work with the state championship games. Bev thanked everyone for all the work they did within their sections for field hockey.

Meeting Adjourned at 1:40pm - Motioned by Deb B. and Second by Barb S.



NYSPHSAA Outdoor Track State Committee
December 6, 2022 at 11:30 am
MEETING MINUTES



ATTENDEES:

NYSPHSAA Staff: Dr. Robert Zayas, Joe Altieri, Todd Nelson, Kristen Jadin, Chris Joyce, Chris Watson, Joe deGuzman

BOYS COMMITTEE: Tom Wells (State Coordinator), Maureen Myers (1), Dave Peterson (2), Tom Wells (3), Kevin Rosko (5), Paul Ksionzyk (6), Ed Corona (8), Matt Hemmer (9), Dwayne Burnett (PSAL)

GIRLS COMMITTEE: Dan Doherty (State Coordinator), Walter Hall (1), Mark Therrien (2), Dan Reid, Jim Cerra (4), Lance Bush (5), Walter McLaughlin (6), Nick Aurigemma (8), Patrick Burkhardt (9), Dak Zaza (10), Joe Mercado (11), Dwayne Burnett (PSAL)

Guests: Bob Headwell (Officials), Kyle Brazeil (MileSplit), Dave Coates (Middletown HS)

1. Attendance & Introductions

Meeting called to order 10:55 am by Dan Doherty.

2. 2023 Tournament Report

Dave Coates, Middletown Athletic Director

Dave reported on the bag policy at Middletown, spectators will not be allowed to bring any bags into the facility. Athletes and Coaches can bring bags in. Athletes in the boys Pole Vault and girls Discus should arrive on Friday morning no later than 9:30am, to avoid the dismissal of students from school.

3. NYSPHSAA Staff Reports

Dr. Robert Zayas, Executive Director

- a. Reported there are no COVID restrictions or policies from NYSPHSAA for 2022-23 championships nor are there any at Middletown.
- b. Reviewed NYSPHSAA Strategic Plan approved in July. He noted the four initiatives NYSPHSAA would be focused on the next five years: growth in student participation, officials' recruitment/retention, financial stability, and diversity/equity/inclusion (DEI).

Joe Altieri, Assistant Director

- a. State Tournament Update – Reported we are in year 1 of 3 of the bid. The 2024 bid at CNS and 2025 bid at Middletown HS are extensions due to COVID cancellations. He thanked both CNS and Middletown for extending the bids under the same terms.
- b. Suggested sections begin reaching out to hotels to book rooms due to a limited # of rooms in the immediate Middletown area and some requiring a two-night stay.
- c. Emphasized communication to schools and parents about buying tickets in advance and also understanding the bag policy at Middletown. Admission lines were long and slow this fall at events because people didn't buy tickets in advance and were aware of the bag policy.
- d. Nominations for the NYSPHSAA Hall of Fame - submissions required to be online by January 29, 2023 and anyone can submit a nomination in the coach, athlete, administrator, official or contributor categories.

Todd Nelson, Assistant Director

- a. Reported that the track committee has to make a recommendation to establish a new cut-off number using the 40%/60% formula or recommend becoming a variation sport and stay with the current 600 and above or 599 and below.
- b. The cut-off will be determined by the number of teams that offer track and field and not the total number of member schools.
- c. Stated an accurate list of teams from each section, including merged teams, must be sent to him by December 16th.
- d. An early January meeting will be scheduled to look at the numbers and make a final recommendation to CAC and Executive Committee.

Kristen Jadin, Assistant Director

- a. Reported she will work with Dan and Tom on the Operations Packet for the 2023 state meet
- b. She asked any ties at the state meet be reported to her immediately so she can order medals and ship out to athletes.

Chris Joyce, Director of Marketing

- a. Reported digital ticketing went well last year and we will continue at all 2022-23 state tournaments. He explained the Ticket Transparency Law that requires full cost of buying a ticket to be displayed on the home page of an event.
- b. On behalf of Joe deGuzman (TPG), he noted if anyone has any sponsorship leads for outdoor track, please contact him.

Chris Watson, Director of Communications

- a. Stated the importance of committee members reviewing the website for accuracy for records and tournament schedule.

4. Committee Business

- a. Bob Headwell, Officials Association, reported on rule changes for the 2022-23 year.
 - i. Relay cards are now allowed eight names, instead of six.
 - ii. NYSPHSAA no longer has a Jewelry Rule; jewelry and watches are now allowed to be worn.
 - iii. The addition of Mixed Relays to the Special Event section. At this time, NYSPHSAA does not allow mixed relays however they will be speaking with NYS Education Dept. about possibly allowing. These relays, in the meantime, are NOT ALLOWED.

5. Middletown High School Facility – 2023 NYSPHSAA Championship Site

Matt Hemmer and Patrick Burkhardt reviewed the Middletown facility and answered questions Chairpeople had.

6. Meet Procedures

- a. Dan Doherty presented the 2023 Order of Events, same as last year, except Boys will be first in events and girls will follow.
- b. He also presented the 2023 updated At Large and Super Standards. Section Five requested that Super Standards could be obtained at ANY MEET using FAT including

dual meets. Dan Doherty suggested that the At Large standards only list FAT times and to do away with the hand-timed standards. The Committee will present two proposals to the Executive Committee requesting these changes for future Championships. Hopefully, these changes, if approved, will be in effect for the 2023 Championships. All Chairpeople are reminded that the current Super and At Large Standards attached to these minutes are the ones currently to be used for the 2023 Meet. IF there are any changes, a new set will be sent to you.

7. SPORTSYOU

Dan Doherty stated that many emails that he sends out to the Committee bounce back due to the fact that many school email accounts interpret them as Spam. He requested that each Chairperson sign up for the "Spring Track Committee" page on the SportsYou app. Just google SportsYou on the internet and create an account. Then search for the "Spring Track Committee" page. This will help to ensure that everyone is receiving all important information that is sent out. He will continue to also email all of this information as he has done in the past. The Code to join the "Spring Track Committee" page is: **KYH55CD7**

8. Javelin

Matt Hemmer (IX) presented to the committee the possibility of adding the Javelin Throw to future championships. All Sectional Chairpeople were asked to go back to their sections to gauge interest to add this event and to report back their findings at our next meeting.

9. Next Meeting

The Committee Meeting during the State Championship will be held trackside at Middletown High School on Thursday, June 8th at 3:30pm. The committee will review the facility and then proceed inside for their Meeting.

9. Annual Committee Meeting

Tuesday, September 12th at 10am via Zoom

Meeting was adjourned at 11:37 am.

--minutes respectfully submitted by Dan Doherty and Joe Altieri



NYSPHSAA GIRLS & BOYS TENNIS
State Committee Meetings
December 12, 2022
MEETING MINUTES



JOINT COMMITTEE MEETING (11:00 am)

ATTENDEES:

NYSPHSAA: Dr. Robert Zayas, Joe Altieri, Todd Nelson, Kristen Jadin, Chris Watson, Chris, Joyce,

COMMITTEES: Coordinators from committees attended this meeting between the boys and girls individual committee meetings. See names under minutes of each committee meeting.

1. **Welcome** by NYSPHSAA
2. **UTR - Jonathan Hicks**

The committee asked numerous questions of the platform to better use as a tool for seeding. UTR's Jonathan Hicks agreed with the Girls' Committee view that using the singles UTR rating of the members of a doubles team would usually be more accurate than the doubles UTR rating since the UTR doubles rating could be based upon results created with a variety of doubles partners. UTR can provide information in a variety of formats as per the needs of NYSPHSAA.

3. NYSPHSAA Reports

Joe Altieri, Assistant Director

- Explained NYSPHSAA four primary goals in its new strategic plan: Increase student participation, Official Recruiting & Retention, DEI, Long Term Financial Stability
- Hall of Fame - All submissions required to be online - Deadline Jan 29, 2023. Nominations can be submitted for athletes, coaches, officials, administrators or contributors.

Todd Nelson, Assistant Director

Classification cut-off options for state team championships were explained by Todd Nelson. All coordinators were requested to have their updated sectional lists of schools competing in girls' tennis submitted to Todd by December 16. A girls' tennis committee meeting will be scheduled the first week of January 2023 to discuss which classification option will be recommended for the team championships once Todd shares the updated statewide school participation numbers with the committee.

Kristen Jadin, Assistant Director

Awards - Kristen will work with coordinators on where to ship balls and Regional plaques. She will also work with the coordinators on the Operations Packets for each sport.

4. Joint Committee Business

- Coaching on court has been restricted to one coach per team at the individual and state tournaments, but four days prior to this year's state team championships, the state office opted to have additional board approved coaches allowed on individual courts. There have been concerns raised by the committee which will have to be further looked at and addressed. NYSPHSAA will also have an internal conversation about the policy.
- The seeding of the teams for the team championship semifinals is an option that needs to be further considered as a method to provide the fairest means to guarantee that the top teams face each other in the finals. The criteria and process for creating the seeding must be further researched by the committees.

GIRLS COMMITTEE MEETING (12:15 pm)

ATTENDEES:

NYSPHSAA: Dr. Robert Zayas, Joe Altieri, Todd Nelson, Kristen Jadin, Chris Watson, Chris, Joyce, Joe de Guzman. Section Coordinators: Quan Huynh (1), Deb Murray (2), Todd Hicks (3), Colleen Hanzas (4), Joe Thyroff (5), Kristin Janese (6), Seth Spoor (7), Shai Fisher (8), Tutu Gupta (9). Mark Mensch (11) Absent with notice.

1. Welcome by Coordinator Chris Horgan

2. Committee Business

- Presentation of sportsmanship winners will occur at the beginning of the individual and team championships; and winners may be determined earlier to provide recognition in the programs.
- Committee was unanimously in favor of adopting digital participation certificates at the state tournaments. Joe Altieri will record this as he continues to survey all committees.
- For the team championships, the teams' starting line-ups will be announced and introduced by team captains prior to going on court.
- The staff and committee unanimously voted to recommend the bid from SPORTIME Schenectady to host the 2024-26 NYSPHSAA Individual Championships.
- The committee and staff unanimously voted to re-bidding the 2024-26 team championship. Joe Altieri has scheduled the re-bid meeting on Tuesday, January 24 at 1:00 PM.

Meeting adjourned at 12:52 pm

Minutes respectfully submitted by Chris Horgan, State Coordinator

APPENDIX I



**2022 POST-SEASON REPORT
Boys Soccer**

* Indicates required reporting categories

2022 All WNY Sportsmanship Winners

League	Division	School	Individual
Buffalo	I	I-Prep	Temsi Asuku
CCAA	East	Salamanca/Catt LV	Andrew Herrick
CCAA	Central	Chautauqua Lake	Elias Quintero
CCAA	West	Fredonia	Jack Pietro
ECIC	I	West Seneca	Jacob Endich
ECIC	II	Sweet Home	Gianna Pezzino
ECIC	III	Cheektowaga	Steven Haven
ECIC	IV	Depew	Alex Heyden
NFL		CSAT	Montasr AiDuiaimi
NO		Newfane	Aden Harris

2022-2023 Coaches Sportsmanship Nomination: (coaches to be considered for the sportsmanship award at the annual Section VI Recognition Dinner) *George Glinsboeckel (Iroquois) Kevin Beale (East Aurora) Steve Luksch (Medina)*

Report on changes in Policy or Practice that were implemented: All semi's and finals were hosted by W Seneca West and East and went very smoothly. #RoadToWestSeneca was the theme

Problems encountered/concerns: Many Pre Quarter and Quarter final results were very lopsided. Not sure if looking at .333% or .500 record or better to qualify for sectional play should be looked at.

Other pertinent data:

Boys Soccer Committee Proposals for the 2023 season: (*any proposals for a change in policy or practice must be submitted on the post season report of the season prior to requested implementation. All proposals are held to the governance process: sport committee approval, Sectional Intersectional Committee (and/or Finance Committee) review and recommendation, Athletic Council action item) *N/A*

*2023 Proposed Post Season Schedule		
Event	Date	Location & Time
Seeding Meeting	10/14	98 Deerhurst Park Blvd. Kenmore 14217 10:00 AM
Pre-Quarters	10/16	Higher Seed and TBA
Quarters	10/18	Higher Seed and TBA
Semifinals	10/23	West Seneca East/West and TBA

Finals	10/27	West Seneca West
State Qualifier	10/31	West Seneca West
Regional	11/3 & 11/4	West Seneca West
States	11/11 & 11/12	Middletown (Section IX)

***2022 Sectional and Post Season Results:**

<u>Sectional Champions</u>	
Class	Result
AA	Clarence 3 Williamsville North 2 (OT)
A1	
A2	
A Overall	Niagara Wheatfield 2 Grand Island 0
B1	Lewiston Porter 1 East Aurora 0
B2	Lafayette 4 Southwestern 1
B Overall	Lewiston Porter 2 Lafayette 1 (OT)
C	Portville 3 Holland/Franklinville/West Valley 1
D	Ellicottville 4 Maple Grove 3 (OT)
<u>Regional Champions</u>	
Class	Result
AA	Clarence lost to McQuaid 2-1
A	Niagara Wheatfield lost to Spencerport 4-1
B	Lewiston Porter defeated Livonia 2-0
C	Portville lost to Avon 3-0
D	Ellicottville lost to Fillmore 2-0
<u>State Champions</u>	
Class	Result
B Semi	Lewiston Porter lost to Our Lady of Lourdes (IX) 3-1

Respectfully submitted: 12/19/22
 Todd Marquardt
 Section VI Boys Soccer Sport Chair



2022 Post Season report Girls Soccer

* Indicates required reporting categories

All WNY Sportsmanship Winners

League	Division	School	Individual
Buffalo	Buffalo	McKinley	Ehter Yu
CCAA	CCAA West	Allegany-Limestone	Grace Amore
CCAA	CCAA Central	Silver Creek/Forrestville	Brook Waterman
CCAA	CCAA East	Franklinville	Alena Murphy
ECIC	ECIC I	Clarence	Zoe Snitzer
ECIC	ECIC II	Amherst	Kelsey Sorensen
ECIC	ECIC III	Maryvale	Gabrielle Nowak
ECIC	ECIC IV	not submitted	
NFL	NFL	not submitted	
NO	NO	Albion	Iris Rosario-Reyes

2022-2023 Coaches Sportsmanship Nomination: *(coaches to be considered for the sportsmanship award at the annual Section VI Recognition Dinner)*

What are the requirements and who chooses the rep from girls soccer? First I heard of this!!

Report on changes in Policy or Practice that were implemented: None

Problems encountered/concerns:

1. Southwestern was seeded incorrectly - the committee will be looking at our procedures focusing on power points. Will consider a change in practice if necessary. Committee will be looking for individual division reps for each CCAA and ECIC divisions to assist the CCAA and ECIC Chairpersons.

Other pertinent data:

1. Newfane was removed from sectionals for playing 17 games.

Girls Soccer Committee Proposals for the 2023 season: *(*any proposals for a change in policy or practice must be submitted on the post season report of the season prior to requested implementation.*

All proposals are held to the governance process: sport committee approval, Sectional Intersectional Committee (and/or Finance Committee) review and recommendation, Athletic Council action item)

None

***2023 Proposed Post Season Schedule** **A post season schedule is anticipated in April after the GSCR Committee meeting and collaboration with BSCR*

Sunday	Monday	Tuesday	Wednesday	Thursday	Friday	Saturday

TBA - Need to discuss the 6th Classification schedule with committee and Todd Marquardt

***Sectional and Post-Sectional Results**

Section VI Champions

- Class AA – Clarence
- Class A-1 – Williamsville East
- Class A-2 – NO A2 (all one class)
- Class B-1 – Lew Port
- Class B-2 – Fredonia
- Class C – Frewsburg
- Class D – Ellicottville

Far West Regional Champions

AA - Clarence

NYS Finalist

AA - Clarence

Respectfully submitted

Date 12/1/22

Chris Durr

Section VI Girls Soccer Chairman



2022 POST-SEASON REPORT Boys Volleyball

* Indicates required reporting categories

All WNY Sportsmanship			
League	Division	School	Individual
ECIC	D1	Lancaster	Matt Mazur
ECIC	D2	Starpoint	Alex Chukhanenko
ECIC	D3	East Aurora-Holland	Alex Herr
NFL	NFL	N/A	N/A

2022-2023 Coaches Sportsmanship Nomination: N/A

Report on changes in Policy or Practice that were implemented:

1.) **Problems encountered/concerns:**

Twenty coaches voted in our poll. The current vote was 13-7 to federate. However, there were discrepancies in league voting to Confederate. See the league vote below:

Buffalo	1 yes	2 no
NFL	1 yes	4 no
ECIC 1	4 yes	0 no
ECIC 2	4 yes	0 no
ECIC 3	3 yes	2 no

This should be a topic to be discussed by AD's and their coaches. It is suggested that each section rep should represent their league's position at the athletic council for discussion and then see if this would be a viable change. It is suggested that if this proposal moves forward for the upcoming year that it be a 2 year trial and then revisited as to its merits.

Other pertinent data:

All WNY/All Star Selection Meeting Monday 11-20-23 Site TBA

Boys Volleyball Committee Proposals for the 2023 season:

1.) **Sent Vote to State on Possibility to Switch Boys Vball to the Spring Season**

I took a vote at the year end Boys Vball Meeting and the coaches overwhelmingly voted to stay as a Fall Sport due to facility problems in the spring, loss of coaches and athletes to other sport commitments, our schools being so much smaller than other parts of the state lowering the possible pool of players, and the interference with USA club volleyball participation.

3.) Proposal to Change Power Point Tie Breakers for WNY Boys Vball

Rational for the change was to eliminate a tie by a coin toss. Remove Divisional wins as a tie breaker because of the differing number of teams in divisions.

We would like to propose ties in Power Points for seeding be as follows...

1. Head-to-head in the division
2. Set percentage head-to-head in division
3. Set percentage in division
4. Point percentage in division
5. Coin flip

Sectional Intersectional has voted to table this item until the February meeting.

4.) A suggestion...That the NYSPHSAA/Section VI Sportsmanship Pledge be read at all matches after the Pledge to the Flag...



Sportsmanship Pledge

The New York State Public High School Athletic Association requires officials to enforce all sportsmanship rules for athletes and coaches. We will not tolerate negative statements or actions between opposing players, especially trash-talking, taunting, or baiting of opponents, including racial or discriminatory comments or slurs. If such comments are heard or actions seen, a penalty will be assessed immediately. We have been instructed not to issue warnings. Let today's contest reflect mutual respect.

Sectional Intersectional Recommends that Leagues police this item.

*2023 Proposed Post Season Schedule		
Event	Date	Location & Time
End of Season	Tues. 10-24-23	N/A
Seeding Meeting	Weds. 10-25-23	Phone Conference
Qualifiers if needed	Thurs. 10-26-23	Higher Seed 6:00pm
Pre-quarters	Fri. 10-27-23	Higher Seed 6:00pm
Quarterfinals	Wed. 11-1-23	Higher Seed 6:00pm
Semifinals Div 1	Fri. 11-3-23	Higher Seed 6:00pm
Semifinals Div 2	Sat. 11-4-23	Higher Seed 2:00pm
Finals Div 2	Tues. 11-7-23	Lackawanna HS or TBA D2B 5:30pm/D2A 7:30pm
Crossover Div 2A/B Finals Div 1	Thurs. 11-9-23	Lackawanna HS or TBA D1 5:30pm - D2A/D2B 7:30pm
Regionals	Sat. 11-11-23	Lackawanna HS or TBA D1 1:00pm - D2 3:00pm
State Championship	Sat. 11-18-23	Albany Capital Center, Albany NY Times TBA

***2022 Post Season Results:**

Sectional Champions	
Division 1	Orchard Park
Division 2A	Grand Island
Division 2B	East Aurora/Holland
D2 A/B	East Aurora/Holland

Regional State Qualifier Champions	
Webster	Sec V – D1
Spencerport	Sec V – D2

NY State Champions	
Shenendehowa	Sec II – D1
Jamesville-Dewitt	Sec III – D2

2022 Sectional & Post Sectional Awards

All WNY 1st Team		
Athlete	School	Grade
Evan Hernandes	Orchard Park	11
Peyton Koselak	Eden-North Collins	12
Eddie Kwarciak	Grand Island	12
Matt Marusza	Canisius	12
Alex Schmidt	St Joe's12	12
Matt Mazur	Lancaster	12
Matt Sion	Orchard Park	12
Kaden Strong	West Seneca East	12
Alex Wiech	East Aurora-Holland	12
Gavin Wilczewski	East Aurora-Holland	12 – WNY Player of the Year

All WNY 2nd Team		
Athlete	School	Grade
Jacob Ackerman	Caniaius	12
Owen Bembenista	St. Joe's	12
Mikey Bleech	Frontier	11
Matt Horning	East Aurora-Holland	12
Kaidan Krchniak	Lockport	12
Nate Roorbach	East Aurora-Holland	10
Blake Schreiner	Orchard Park	12
Ethan Skalski	West Seneca East	10
Jackson Stang	Sweet Home	12
Ben Walczak	Clarence	11
Brian Woods	Frontier	12
Jon Zawada	Starpoint	12

I. 2022 NFL ALL STARS

	Name:	School:	Grade:	Position:
a.	2022 NFL Boys Volleyball MVP			
i.	Eddie Kwarciak	Grand Island	12	Outside Hitter
b.	1 st Team			
i.	Jackson Frey	Grand Island	12	Setter
ii.	Evan Russo	Grand Island	12	Libero
iii.	Kaidan Krchniak	Lockport	12	Outside Hitter
iv.	Pat McNeill	North Tonawanda	12	Outside Hitter
v.	Aaryn Samsel	North Tonawanda	12	Setter
vi.	Joao Vitor Cumumello	Niagara Wheatfield	12	Outside Hitter
vii.	Ryan McKinney	Lockport	11	Setter
c.	2 nd Team			
i.	Lucas Pynn	Lockport	10	Outside Hitter
ii.	Zach Sanders	Lockport	12	Middle Hitter
iii.	Connor Hart	Grand Island	11	Middle Hitter
iv.	Jake Szlis	North Tonawanda	11	Outside Hitter
v.	John Cicco	Niagara Wheatfield	12	Middle Hitter
vi.	Cameron Trenchard	North Tonawanda	10	Outside Hitter
vii.	Brayden Secrist	Lockport	11	Libero
d.	3 rd Team			
i.	Caleb Barry	Lockport	10	Middle Hitter
ii.	Zach Stuff	Kenmore	12	Outside Hitter
iii.	Ryan Smith	Grand Island	12	Outside Hitter
iv.	Adam Kaczmarowski	Kenmore	12	Setter
v.	Nick Paszt	Niagara Wheatfield	12	Setter
vi.	Ricky Kwarciak	Grand Island	10	Setter
vii.	Jack Orrange	North Tonawanda	12	Middle Hitter

Respectfully submitted
December 30, 2022

Walt Stefani
Section VI Boys Volleyball Sport Chair



2022 Post Season Report Girls Volleyball

* Indicates required reporting categories

All WNY Sportsmanship Winners

League	Division	School	Individual
ECIC	1	Frontier	Kelly Pierino
ECIC	2	Williamsville East	Leah Szalach Amherst
ECIC	3	Maryvale	Kayleigh Ciesielski
ECIC	4	Cleveland Hill	Ariana Olsen
NFL		Kenmore East	Morgan McManus
CCAA	Central	Fredonia	Jillian Stebbins (Portville)
CCAA	East	Salamanca	
CCAA	West	Cassadaga Valley	
NO		Wilson	Caitlin Cliffe
Buffalo			

2022-2023 Coaches Sportsmanship Nomination: *(coaches to be considered for the sportsmanship award at the annual Section VI Recognition Dinner)*

Report on changes in Policy or Practice that were implemented:

Problems encountered/concerns: League Schedules, Spaulding ball

Other pertinent data: For regionals looking to do 3 classes in Section 6 and 3 in Section 5 and then flip flop the following year.

Thank you to Williamsville South, Brocton and Hamburg for hosting.

Girls Volleyball Committee Proposals for the 2023 season: (*any proposals for a change in policy or practice must be submitted on the post season report of the season prior to requested implementation. All proposals are held to the governance process: sport committee approval, Sectional Intersectional Committee (and/or Finance Committee) review and recommendation, Athletic Council action item)

* 2023 Proposed Post Season Schedule Seeding Meeting October 21		
Event	Date	Location & Time
Last league game	October 20	
Qualifiers	October 23	Higher Seed 6:00 PM
Pre-qualifiers	October 24	Higher Seed 6:00 PM
Quarterfinals	October 27	Higher Seed 6:00 PM
Semifinals	October 30	Higher Seed 6:00 PM
Finals B1, B2	November 1	TBD B1 6:00 PM B2 8:00PM
Finals C1, C2	November 1	TBD C1 6:00 PM C2 8:00 PM
Finals AA/A/D	November 2	TBD AA 6:00 PM A: 8:00 PM TBD D: 6:00 PM
Finals B/C	November 3	TBD: B: 8:00 PM C: 6:00 PM
Finals AAA	November 3	TBD 6:00 PM
Far West Regionals	November 10, 11	TBD
State Championships	November 18-19 2023	

***2022 Sectional and Post-Sectional Results**

Sectional Champs

- Class AA Lancaster
- Class A Sweet Home
- Class B1 Iroquois
- Class B2 Springville
- Class B Springville
- Class C1 Eden
- Class C2 Portville
- Class C Portville
- Class D Chautauqua Lake

Far West Regional Results

- AA: Lancaster
- A: Irondequoit (Section V)
- B: Wayne (Section V)
- C: Portville
- D: Harley Allendale Columbia (Section V)

Respectfully submitted

1/1/202

Debby Schrufer
Section VI Girls Volleyball Chair



**Field Hockey
2022
Post-Season Report**

* Indicates required reporting categories

All WNY Sportsmanship Winners		
League	School	individual
Niagara-Orleans	Wilson	Sidney Ziemendorf
ECIC	Eden	Hailey Cooper

2022-2023 Coaches Sportsmanship Nomination: *(coaches to be considered for the sportsmanship award at the annual Section VI Recognition Dinner)*

Report on changes in Policy or Practice that were implemented:

Problems encountered/concerns:

Need greater numbers of officials

Other pertinent data:

Field Hockey Committee Proposals for the 2023 season: *(*any proposals for a change in policy or practice must be submitted on the post season report of the season prior to requested implementation. All proposals are held to the governance process: sport committee approval, Sectional Intersectional Committee (and/or Finance Committee) review and recommendation, Athletic Council action item)*

* 2023 Proposed Post Season Schedule			
<u>Event</u>	<u>Class</u>	<u>Date</u>	<u>Location & Time</u>
Last league game		TBA	
Seeding Meeting		TBA	
Pre-Quarters	B	TBA	
Quarterfinals	B	TBA	
	A & C		

Semi-finals	B	TBA	
	C		
	A		
Finals:	C AB	TBA	
Regionals:			at Section V

***2022 League Champions**

ECIC Division 1: Clarence

ECIC Division 2: Iroquois

Niagara Orleans:

Akron

***2022 SECTIONAL CHAMPIONS**

Class A: Clarence

Class B: Iroquois

Class C: Akron

All New York State Team and All western New York Representatives from Section VI see attached

Respectfully submitted

12/29/22

Judith Coleman-Otto

Section VI Field Hockey Sportchair



2022 POST-SEASON REPORT Football

* Indicates required reporting categories

2022 All WNY Sportsmanship Winners

League	Division	School	Individual
Federation	AA	Niagara Falls	
Federation	A1	Clarence	Hayden Arrison
Federation	A2	North Tonawanda	Nash Rieselman
Federation	A3	Starpoint	Gage LaPlante
Federation	B1	Lake Shore	
Federation	B2	Dunkirk	Quanteer Neallard
Federation	C North	Medina	Noah Skinner
Federation	C Central	Springville	Nathaniel Janiga
Federation	C South	Chautauqua Lake	Mason Maring
Federation	D	Catt/Little Valley	Donnie Seaman

2022-2023 Coaches Sportsmanship Nomination: *(coaches to be considered for the sportsmanship award at the annual Section VI Recognition Dinner)*

- Eric Valley (Medina), Glen Graham (Cleveland Hill), Ty Harper (CSP)

Report on changes in Policy or Practice that were implemented:

- The first practice of the season was moved from Monday August 22 to Saturday August 20. This provided an extra day for teams to prepare for their first games. It also allowed the section to open up the season on Thursday September 1.

Problems encountered/concerns:

- Low number of officials forced Thursday/Saturday games in most weeks.
- Frewsburg forfeited a regular season game, citing insufficient numbers.
- Bennett was forced to forfeit four regular season games for playing with an ineligible player per Section VI executive.
- The Far West regional games hosted by Section V, were affected by a significant snow storm that hit WNY. Section V chose to host the games on Monday November 21 at home schools. Lackawanna was unable to travel on Monday to Attica, so the game was moved to Tuesday November 22 at Batavia. All games were played.
-

Other pertinent data:

- The football committee would like to congratulate the Bennett Tigers and Head Coach Steve McDuffie on winning the New York State Class AA Football Championship.
- Congratulations to the Lackawanna Steelers for winning the Far West Regional and advancing to the state semifinals.
- We would like to congratulate Bennett, Jamestown, Iroquois, Lackawanna, and Randolph on winning sectional titles.

- Thanks are extended to the federation committee and the following people who worked very hard for the athletes of Section VI:
 - o Communications and support – Beth Fadeley and Pauline Turski
 - o Website – Matt Todaro
 - o WNY Athletics
 - o Officials – Dan Finucane and Al Feser (assigners)
 - o All Members of WNY Media
 - o Administrative Support – Mark DiFilippo

Football Committee Proposals for the 2023 season: (**any proposals for a change in policy or practice must be submitted on the post season report of the season prior to requested implementation. All proposals are held to the governance process: sport committee approval, Sectional Intersectional Committee (and/or Finance Committee) review and recommendation, Athletic Council action item*)

- The only recommendation that the football committee is making at this time, is to keep the start of the season on Saturday (or even Friday) for the 2023 season. That would be a decision at the state level.

***2023 Proposed Alignments:** (**federated sports alignments must be submitted within the post season report of the prior season*)

- The section has received several last-minute COS forms. The 2023 proposed alignments will be submitted in early January.

*2023 Proposed Post Season Schedule		
Event	Date	Location & Time
Seeding Meeting	Sunday 10/22/23	Virtual
Week # 9 Playoffs	Fri/Sat 10/27-10/28	Highest Seeds
Semifinals:	Fri/Sat 11/3-11/4	Highest Seeds
Finals Bowl games:	Wed 11/1	Highest Seeds
Finals:	Fri/Sat 11/10-11/11	Highmark Stadium
Regionals:	Fri/Sat 11/17-11/18	Section VI – TBD
State Western Semifinals:	Fri/Sat 11/24-11/25	Cicero-North Syracuse
State Finals:	Sat/Sun 12/2-12/3	Syracuse University

***2022 Sectional Results:**

Class AA Semi-Finals

Lancaster 23 Niagara Falls 0
Bennett 50 Orchard Park 6

AA Final

Bennett 36 Lancaster 10

AA CHAMPION - Bennett

CLASS A Semi-Finals

Jamestown 55 Kenmore West 8
Williamsville North 34 Clarence 13

A Final

Jamestown 34 Williamsville North 0

A CHAMPION – Jamestown

CLASS B Semi-Finals

Iroquois 39 West Seneca East 14
Pioneer 31 Maryvale 14

B Final

Iroquois 18 Pioneer 7

B CHAMPION – Iroquois

CLASS C Semi-Finals

Fredonia 29 Medina 22
Lackawanna 24 Salamanca 6

C Final

Lackawanna 22 Fredonia 20

C CHAMPION - Lackawanna

Class D Semi-Finals

Randolph 37 CSP 7
Franklinville/Ellicottville 49 Portville 3

D Final

Randolph 30 Franklinville/Ellicottville 14

D CHAMPION – Randolph

Far West Regionals

Monday November 21

D – Randolph 42 Oakfield-Alabama 26 (at SUNY-Brockport)

A – Hilton 49 Jamestown 49 (at Hilton)

B – Batavia 20 Iroquois 8 (at Batavia)

AA – Bennett 20 McQuaid 14 (at McQuaid)

Tuesday November 22

C - Lackawanna 14 Attica 6 (at Batavia HS)

State Semi-Finals at Union-Endicott

Saturday November 26

B – General Brown 29 Lackawanna 20

AA – Bennett 34 Cicero-North Syracuse 7

STATE CHAMPIONSHIP

December 4 at Syracuse University

AA – Bennett 42 Newburgh 8

Respectfully submitted: 12/28/22

Jay Sirianni (Section VI Football Chairman)

Ken Stoldt (Section VI Football Assistant Chairman)



**Girls Gymnastics
2022
Post-Season Report**

* Indicates required reporting categories

All WNY Sportsmanship Winners

Division	School	Individual
Division 1	Orchard Park	Charlotte Moyer – Will East
Division 2	Maryvale & Will South	Jessica Bizub - Maryvale

2022-2023 Coaches Sportsmanship Nomination:

Kelly Blaszak – Kenmore

Report on changes in Policy or Practice that were implemented:

Division Alignments for 2023 Season:

Division 1: Frontier, Lancaster, Orchard Park, Will East, Clarence

Division 2: Will North, Hamburg, Kenmore/Sweet Home, Will South/Amherst, Maryvale

Div 1 Chair – Chris Watson

Div 2 Chair – Kathy Nardini

Problems encountered/concerns:

None

Other pertinent data:

Financial summary (receipts/expenditures):

Sectional Report: 11/04/22

Expenses:

Judges (8)	\$896.00
Programs	\$379.00
Gate Workers	\$100.00
Trainer	\$
Flowers & Supplies	\$126.21
Ribbons	\$
Certificates	\$72.43
Awards	\$130.00
Admin Expenses	\$481.00
Other	\$
Total Expenses	\$ _____

Income:

Gate Receipts	\$
Programs	\$
Ads	\$760.00
T-Shirt Sales	\$
Total Income	\$ _____

Net Profit/Loss +/- \$ _____

Girls Gymnastics Committee Proposals for the 2023 season: (*any proposals for a change in policy or practice must be submitted on the post season report of the season prior to requested implementation. All proposals are held to the governance process: sport committee approval, Sectional Intersectional Committee (and/or Finance Committee) review and recommendation, Athletic Council action item)

None

* 2023 Proposed Post Season		
Event	Date	Location & Time
Sectionals:	November 3, 2023	Kenmore Middle School 5pm
States:	March 1-2, 2024	Kenmore West HS – Buffalo, NY

*2022 Sectional and Post Season Results				
Rank	School	Score	Division 1 Champions	Frontier
1st	Frontier	107.625	Division 2 Champions	Will North
2 nd	Clarence	104.900		
3 rd	Lancaster	103.200		
4 th	Orchard Park	102.125		
All-Around				
Rank	Athlete	School	Score	
1st	Kayla Gleason	Frontier	37.400	
2 nd	Ava Shiff	Will North	37.075	
3 rd	Mya Wozniak	Clarence	36.350	
4 th	Lea Philarom	Frontier	36.300	
Vault				
Rank	Athlete	School	Score	
1st	Wyatt Losi	Hamburg	9.65	
2 nd	Lea Philarom	Frontier	9.575	
3 rd	Ava Shiff	Will North	9.55	
4 th	Emilio Izquierdo	Will North	9.525	
Bars				
1st	Kayla Gleason	Frontier	9.30	
2 nd	Lea Philarom	Frontier	8.825	
3 rd	Ava Shiff	Will North	8.65	
4 th	Mya Wozniak	Clarence	8.50	
Beam				
1st	Ava Shiff	Will North	9.50	
2 nd	Mya Wozniak	Clarence	9.25	
3 rd	Brooke Halter	Orchard Park	9.175	
4 th	Charlotte Moyer	Will East	9.15	
Floor				
1st	Kayla Gleason	Frontier	9.85*	
2 nd	Olivia Chapman	Clarence	9.50	
3 rd	Lea Philarom	Frontier	9.475	
4 th	Grace Harry	Lancaster	9.425	
*Ties Section 6	Record & State	Meet Record		

Section 6 NYS Team				
Kayla Gleason	AA	Frontier		
Ava Shiff	AA	Will North		
Mya Wozniak	AA	Clarence		
Olivia Chapman	V, BB, FX	Clarence		
Grace Harry	V, BR, FX	Lancaster		
Lea Philarom	V, BR, FX	Frontier		
Brooke Halter	BB	Orchard Park		
Keira Morris	BR	Lancaster		
Charlotte Moyer	BB	Will East		

Most Valuable Gymnast Award:

Kayla Gleason – Frontier

Outstanding Senior Gymnast Award:

Charlotte Moyer – Williamsville East

Number of Schools that participated: 10 Total number of participants: 63 Cost per school: \$

School	No. Of Participants
Clarence	4
Frontier	9
Hamburg	7
Kenmore/Sweet Home	3
Lancaster	12
Maryvale	1
Orchard Park	13
Williamsville East	7
Williamsville North	4
Williamsville South/Amherst	3

Respectfully submitted

Date: 12/22/22

Joseph Buscaglia

Section VI Girls Gymnastics Sport Chair



2022 POST- SEASON REPORT Girls Swimming & Diving December 28, 2022

The Section Committee (*League Chairs and At-Large Members*) met virtually on December 7 to review the season and discuss recommendations for the 2023 season to better prepare the contents of this report

2022-2023 Coaches Sportsmanship Nomination:

The committee unanimously nominated Gavin Christopher Miller, coach of the Williamsville East team for the Coaches Sportsmanship award.

Report on changes in Policy or Practice that were implemented:

- There were no changes to policy or practice exercise during the Fall 2022 season. The season mirrored the traditional pre-COVID format of 2019.

Problems encountered/concerns:

- Problems: There were no problems during the fall 2022 season.
- Concerns:
 - A. The swim committee discussed the season format at length. After extensive research from other sections across the state, it was evident that Section VI has a long standing tradition of competing within the various athletic leagues (BPS, CCAA, ECIC, NFL, and NO,) throughout the regular season. This practice is not common throughout the other sections. The vast majority of teams in the state swim their regular season within their *class* of their Section, rather than leagues. Within Section VI, the post season league meet and/or championship has a history that continues to be supported by their leagues. With that format, there is limited flexibility for post-season competition.
 - B. Many of the leagues would like to increase their number of dual and/or double dual meets due to decrease in meets due to combined schools teams. See Committee proposal 1.
 - C. Committee members discussed that the State Qualifier meet portrays two very different philosophies
 1. a last change opportunity to qualify for the State Championship meet competing against other athletes of similar abilities
 - a. As a coach, I may “stack” my relays then to get 2 or 3 relay teams to the state meet.
 - b. This may potentially sacrifice my fastest swimmers who could also have an opportunity to be crowned Sectional Champion in a second individual event.
 - c. Ultimately, this opens the doors for more athletes to qualify for the state meet and better represent Section VI.

2. a Sectional Championship
 - a. similar format to wrestling, track events, etc.
 3. Is there a way to unite and/or accommodate these philosophies?
- D. The committee spoke about which meet has the greatest emphasis -
1. the Class Championships
 2. the Section State Qualifier meet
 3. With that then, the greater emphasis should have a prelims/finals format.
 4. Regardless, the sequence of meets should progress in both competitiveness and energy.
- E. The Executive Director noted that Individual Sports (Swimming/Diving, Wrestling, Track & Field, etc.) are inconsistent with Championship awards (patches, plaques, etc.).
1. Nate Bourke will be surveying these sports to see what and where they give out certain awards in an attempt to streamline the process for future seasons.

Other pertinent data:

- Each swim section must submit one official to be the representative of that Section to the NYSPHSAA Championship meet.
- With the state meet being in Webster, NY in 2023, Section VI may have more representatives based upon geography.
- The committee presented four names. Nate will see which, if any of those four, would be interested in being the formal representative.
- Complete Results for schools who participated in the fall are online at:
<https://www.swimcloud.com/country/usa/prep/state/ny/section/NY-Sec-VI/>

Girls Swimming Committee Proposals for the 2023 season: *All following Girls Swimming proposals were tabled at the January 12, 2023 Sectional Intersectional Committee meeting.

*(*any proposals for a change in policy or practice must be submitted on the post season report of the season prior to requested implementation. All proposals are held to the governance process: sport committee approval, Sectional Intersectional Committee (and/or Finance Committee) review and recommendation, Athletic Council action item)*

- Each league expressed an interest in having the opportunity to have cross league competition days built into the 2023 schedule based upon the 2022 rankings and of course geography. We will begin a draft of pairings in the event that we move forward with this opportunity to add one or two more dual meets to the Fall 2023 schedules.
- There was a discussion about having more Thursday night dual meet options.
- 2023 Proposed Schedule
 1. The Section VI meets penciled in below are based upon facility availability.
5:30 pm starts are recommended based upon transportation challenges of school districts.
 2. The Class meets penciled in below are based upon facility availability.
5:30 pm starts are recommended based upon transportation challenges of school districts.
 3. The committee is looking at ways to merge the Class and Section meet to give more time for training.
 4. Cross-Over Meets could be double dual meets based upon host facility
 5. ECIC has 7 or 8 dual meets based upon number of teams within divisions
 6. NFL has 6 dual meets
 7. BPS dual meets TBA
 8. CCAA has 9 teams, and 3-4 divisional meets and a few crossover meets.

Sample Schedule for Fall 2023

Sunday	Monday	Tuesday	Wednesday	Thursday	Friday	Saturday
	9/4 <i>Labor Day</i>	9/5	9/6	9/7 <i>Crossover Meet 1</i>	9/8 <i>Crossover Meet 1</i>	9/9 <i>ACT Day</i>
9/10	9/11	9/12 League meet 1	9/13	9/14 League meet 2	9/15 League meet 2	9/16
9/17	9/18	9/19 League meet 3	9/20	9/21 League meet 4	9/22 League meet 4	9/23
9/24	9/25	9/26 League meet 5	9/27	9/28 League meet 6	9/29 League meet 6	9/30
10/1	10/2	10/3 League meet 7	10/4	10/5 <i>Crossover Meet 2</i>	10/6 <i>Crossover Meet 2</i>	10/7 <i>SAT Day</i>
10/8	10/9 <i>Indigenous Ppl Day</i>	10/10	10/11	10/12 League Meet 8	10/13 League Meet 8	10/14
10/15	10/16	10/17 B meets	10/18 League Championship Meets	10/19 League Championship Meets	10/20 League Championship Meets	10/21 League Championship Meets <i>ACT Day</i>
10/22	10/23	10/24	10/25 Class Meets	10/26 Class Meets	10/27 Class Meets	10/28 Class Meets
10/29	10/30	10/31	11/1 Section VI Meet Possible Day	11/2 Section VI Meet Possible Day	11/3 Section VI Meet Possible Day	11/4 <i>SAT Day</i>
11/5	11/6 <i>State Meet Entries Due</i>	11/7 <i>Election Day</i>	10/8	11/9	11/10 <i>Veterans Day</i>	11/11
11/12	11/13	11/14	11/15	11/16 State Meet Travel Day	11/17 State Prelims & Diving	11/18 State Finals

Respectfully submitted

12/29/22

Nate Bourke, Chairperson

Paul Cary, Assistant Chairperson & Technology Integrator



2022 Post Season Report Girls Tennis

All WNY Sportsmanship Winners

Girls Tennis	League	Division	School	Individual	Individual School
	CCAA	West (1)			
	CCAA	East (2)			
	ECIC	1			
	ECIC	2			
	ECIC	3			
	ECIC	4			
	NFL				
	BPS				

Report on changes in Policy or Practice that were implemented

Sectional Tournament: The tournament was held at Miller Tennis Center in Williamsville, NY and ran smoothly with no problems. With 8 courts, the tournament is able to be run in less time and more efficiently. Viewing is great at MTC.

Representation from each league broke down as follows:

NFL - 3 singles and 3 doubles

CCAA - 3 singles and 4 doubles

ECIC - 7 singles and 7 doubles

BPS - 3 singles and 2 doubles

*** Due to BPS only able to send 2 representatives for doubles, CCAA sent an extra to fill the bye. A fair rotation will be used if this happens again in the future.

State Individual Tournament: Transportation and meal policy continues to go well. The tournament was held at SPORTIME Schenectady and players stayed at the Crowne Plaza Albany - The Desmond again. The State implemented the format which eliminated the consolation rounds and awarded medals to 1st-8th place. A couple parents voiced their opinion that they still preferred the consolation rounds.

State Team Tournament: Held at the National Tennis Center in NYC on Friday November 5th. Our Division 1 champions, Clarence will represent Section VI this year. Coach Alex Chambers has reported that he is all set and good to go. I will update upon their return with results.

Problems encountered/ concerns/notations

Regular Season –

No problems. Most coaches voiced their concerns that the UTR Score Reporting site was not as beneficial as the former score reporting site of Rick Schneider. Since this is a state mandate, there is not much we can do about it. The change will take some time to get used to.

Individual Sectionals – The tournament ran smoothly. No issues to be reported. BPS only sent 2 reps out of the 3 allotted for doubles. CCAA sent an extra doubles to fill the bye.

Team Sectionals -

42 teams out of 54 opted out of the tournament. Other sections that have been running the tournament for years have almost 100% participation.

- Due to the high number of opt outs, the format was modified and changed a handful of times to accommodate.
- Neutral sites may be considered for the future.
- League Schedulers need to take into consideration the weather when putting together matches and the 6 match requirement to participate in the Team Sectional Tournament.
- Format may be modified to a top 8 Division 1 and top 8 division 2 teams qualify format.

States – Tournament ran smoothly. Start times were given that staggered singles and doubles matches and the use of all 8 courts helped the flow of the tournament.

There was a miscommunication between NYSPHSAA and the hotel and breakfast was NOT included in our stay. We did not find out until about 11pm on Wednesday, the night we arrived. Not much could be done so players had to eat breakfast at the hotel and bill to the chairperson's room. Hopefully, there will be arrangements made for next year as we will be at the same hotel again.

The host hotel was about a 15-25 minutes drive to the courts depending on traffic with tolls each way.

The players seemed to have a blast and represented their schools and Section VI with class. It was a great showing. Players continued to support each other and represent even after they were eliminated from the tournament.

Recommendations for next season & proposed dates

1. We would like to hold our Section 6 tournament on October 13th and 14th, 2023 in the Northtowns. This is still a week earlier than normal in order to make room for the team(s) that will advance to regionals this year. I will be in contact with Todd Miller from MTC shortly. My goal is to provide a venue that can provide an entire block of courts for our tournament. Start times for Friday and Saturday will be 12PM noon and 3PM ideally as they have been in the past.
2. ****The Team Regionals match will be held in Section V on Saturday October 21st, 2023 pending confirmation from Section V.**
3. The State Individual Tournament will again be a Thursday – Saturday tournament to match the boys. It will remain week 17 of the Standard Calendar of Weeks for NYSPHSAA and will be held 10/26-10/28 at SPORTIME Schenectady. The committee will meet again in December 2022 to go over any other details. I intend to secure a block of rooms at Crowne Plaza Albany - The Desmond.
4. The State Team Tournament will be held November 3rd, 2023 at the National Tennis Center in NYC.
5. The dates/locations for the Section VI Team Sectional Tournament would ideally be held on Saturday September 23rd(Round 1), Tuesday September 26th(Quarterfinals) and Saturday October 7th(Semis/Finals). Winning Division 1 and Division 2 teams will play against Section V on Saturday October 21st in Section V. If we change the format to top 8 teams, we may eliminate the first date.

2023 Proposed Post Season Schedule		
Seeding Meeting:	Sun. Oct. 8, 2023	Zoe Restaurant 5711 Transit Rd. E. Amherst 639-4550 10:00am
Individual Sectionals:	Fri.-Sat Oct. 13 - 14th , 2023	TBD
Individual States:	Thursday, October 26 th – Saturday, October 28 th , 2023	Sportime, Schenectady
Team Sectionals:	Saturday Sept 23rd, Tuesday Sept 26th and Saturday October 7th	TBD
Team Regionals:	Saturday October 21st, 2023	Section V - TBD
Team States:	Friday November 3rd, 2023	National Tennis Center, NYC

Other pertinent data

The seeding meeting was held Sunday, October 9th at Zoes. The NFL, ECIC, CCAA and BPS leagues were all represented. The seedings and tournament draw were completed at this meeting with input from everyone present (Jamie Sposato, Paul Biddle, John Lemar and Chris Meszaros). We were all in agreement it was a fair draw and allowed the draw to be available to all immediately following the meeting. This procedure seems to work well.

The committee would like to propose a top 8 teams bracket for Team Sectionals.

Sectional and Post-Sectional Results

**** All Post Season results can be found on the Rick Schneider Score Reporting Site**

1. **The Section 6 Team Tournament was held over 3 days and top two finishers were as follows:**

Division 1 **Winners: Clarence - ECIC** - won regionals match to Section 5 Pittsford-Mendon (4-3)

2nd Place: Williamsville East (ECIC)

Division 2 **Winners: East Aurora - ECIC** - lost regionals to Section 5, Honeoye Falls - Lima (4-1)

2nd Place: Southwestern - CCAA

2. **The Section 6 Individual Tournament** was held at the MTC on October 14th and 15th. The tournament started at 12:00PM on Friday, and at 3:00PM on Saturday. The tournament ran smoothly, with no issues to be discussed.

3. The top 4 finishers were as follows.

Singles

1. **Julia Laspro (12) – Clarence (ECIC)**
2. **Maya Clinard (12) – Orchard Park (ECIC)**
3. **Syanne Tyson (10) – Williamsville South (ECIC)**
4. **Anna Wheat - Amherst (ECIC)**

Doubles

1. **Sofia Banifatemi(8)/Ava Casell(12) – Clarence (ECIC)**
2. **Sophie Wang (10)/Sarah Qiu (11) – Williamsville East (ECIC)**
3. **Tulesi Suresh (11)/Jasmin Nagra (9) - Williamsville East (ECIC)**
4. **Venera Kalinina (11)/ Amanda Rottenberg(12) - Williamsville North (ECIC)**

4. **The State Individual Tournament** was held at SPORTIME Schenectady October 27th – October 29th, 2022. Each school and coach was responsible for getting their athletes to the State Tournament. This procedure works well. As always, it was very nice having each coach there to help supervise their athletes and to assist in them getting lunch on their own each day. I tried keeping the team together as

much as possible (i.e. practice, room proximity, breakfast & dinner). The individual results are as follows:

- **Julia Laspro(#7 seed overall- volted on by State Committee) – Won** 1st round 6-4,6-4 (Anselma Petrie - Eastchester, Section 1), **Won** 2nd round 6-0, 6-0 (Samantha Dalmolen - Binghamton, Section 4), **Lost** Quarterfinal match 6-3, 6-2 (Victoria Matos - Longwood, Section 11 - # 2 seed overall), **Lost** medals consolation round 6-0, 6-3 (Nina Wiese - Garden City, Section 8 - #6 seed overall),**Lost** to Isabella Sha 6-4, 6-4 - Friends Academy, Section 8 - #1 Seed overall)
- **Maya Clinard - Won** 1st round 6-0,6-0 (Ella Repas - Beekmantown, Section 7), **Lost** round of 16 - 6-3, 6-1 (Victoria McEnroe - Bronxville, Section 1 # 5 seed overall)
- **Syanne Tyson – Won** 1st round 6-7(5-7), 6-4, 6-3 (Samantha Jaros - Marlboro, Section 9), **Lost** round of 16 – 6-0, 6-2 (#3 seed Mia Palladino - Brewster, Section 1)
- **Anna Wheat - Lost** 1st round 6-0, 6-2 (#1 Seed Isabella Sha - Friends Academy, Section 8)
- **Casell/Banifatemi- – Won** 1st round 6-4, 6-4 (Anna Peles/ Hope Brown, Section 2), **Lost** round of 16 – 6-3, 6-4 (Farah/Pollock - Jamesville Dewitt, Section 3 - #6 seed)
- **Qiu/Wang - Lost** 1st round 6-4, 6-4(# 5 seed Tolat/ Veneziano - Roslyn, Section 8)
- **Suresh/Nagra - Lost** 1st round 6-0, 6-0 (# 1 seed Perfiliev/Ross - Port Washington, Section 8)

- **Sophie Wang – Williamsville East was our Sportsmanship winner.**

It was a fun but hectic 4 days for all involved. The girls were well behaved throughout the entire trip. We had a hotel scavenger hunt on Thursday night with all of our players and some coaches. The host hotel was clean and hospitable.

Respectfully submitted

11/1/2022 - to be updated if information becomes available on sportsmanship and team state tournament.

Kristin Janese
Section VI Girls Tennis Chairperson



**Cross Country
2022
Post-Season Report**

All WNY Sportsmanship Winners

Boy's X-Country	<u>League</u>	<u>Division</u>	<u>School</u>	<u>Individual</u>
	Buffalo		City Honors	Henry Peterson
	CCAA		Southwestern	Nate Lewis
	ECIC	1	Frontier	Cameron Bogdan
	ECIC	2	Starpoint	Peyton Spatorico
	ECIC	3	East Aurora	Owen Rung
	ECIC	4	Alden	Matt Strasser
	NFL		Kenmore East	Sidney Morris
	NO		Barker	Mason Allee-Castro
Girl's X-Country	<u>League</u>	<u>Division</u>	<u>School</u>	<u>Individual</u>
	Buffalo		City Honors	Evelyn Gardner
	CCAA		Allegany-Limestone	Angelina Napoleon
	ECIC	1	Frontier	Lillie Bogdan
	ECIC	2	Starpoint	Shannon Zugelder
	ECIC	3	East Aurora	Emilia O'Leary
	ECIC	4	Springville	Kirsten Melnik
	NFL		Niagara Wheatfield	Miranda Gatto
	NO		Newfane	Kylie Bowman

2022-2023 Coaches Sportsmanship Nomination: *Mary Doud: Pioneer, Jenny Koepfel: Amherst*

Report on changes in Policy or Practice that were implemented:

Sectional Championships 8th Runner Participation: This was the first season a team could enter an 8th runner participant at the Sectional Championships. This added participant was a great additional opportunity for every cross country team in Section 6 and added valuable experience for that individual. With many sections in NYS allowing 8-10 participants at their Section Championship Meet, this was a positive step for Section 6 keeping up with state participation norms.

Problems encountered/concerns:

Sectionals at Alden: Due to some construction and subsequent course changes at Alden, we needed to make some last minute improvements prior to Sectionals. A big thank you to the Alden administration and grounds crew for working with us to provide the best experience and venue possible for the event.

It is our desire and recommendation to continue to pursue returning to Elma Meadows Golf Course for our Section Championship Meet in the future. It is a challenging, neutral course that is spectator friendly. In short, it is one of the best courses in NY State and if and when the opportunity presents itself to return to that venue we would recommend that asap.

Other pertinent data:

Cross Country Committee Proposals for the 2023 season: (*any proposals for a change in policy or practice must be submitted on the post season report of the season prior to requested implementation. All proposals are held to the governance process: sport committee approval, Sectional Intersectional Committee (and/or Finance Committee) review and recommendation, Athletic Council action item)

*None at this time...

*2023 Proposed Post Season Schedule		
Event	Date	Location & Time
Sectionals:	Friday, 11-3-23	Bemus Point, First Race 10:00am
States:	Saturday, 11-11-23	VVS HS, Section 3, First Race 10:00am
NYS Federation Meet	Saturday, 11-18-23	Bowdoin Park, Wappingers Falls, 12:15 and 1:00

***Sectional and State Meet Results**

2022 SECTION VI BOYS CROSS COUNTRY CHAMPIONSHIPS

BOYS Class	Boys Team School Winner	Section 6 Individual Winner	School	Section 6 First Finisher in NYSPHSA A Meet	School	Place in State Meet	Section 6 School Finish
A	Orchard Park	Joseph Bertola	Orchard Park	Joseph Bertola	Orchard Park	23	9
B1	Starpoint	Peyton Spatorico	Starpoint	X	X	40	7
B2	Lewiston Porter	Henry Peterson	City Honors	Henry Peterson	City Honors	18	X
C1	Alden	Owen Rung	East Aurora	Owen Rung	East Aurora	17	4
C2	Southwestern	Nate Lewis	South-western	X	X	24	X
D	Frewsburg	Roan Kelly	Randolph	Roan Kelly	Randolph	6	5

2022 NYS GIRLS CROSS COUNTRY CHAMPIONSHIPS

GIRLS Class	Girls Team School Winner	Section 6 Individual Winner	School	Section 6 First Finisher in NYSPHSA A Meet	School	Place in State Meet	Section 6 School Finish
A	Orchard Park	Lillie Bogdan	Frontier	Lillie Bogdan	Frontier	2	5
B1	Starpoint	Shannon Zugelder	Starpoint	Shannon Zugelder	Starpoint	12	7
B2	Iroquois	Brooklyn Lazarz	Pioneer	X	X	23	X
C1	East Aurora	Kailyn Houghton	East Aurora	Emilia O'Leary	East Aurora	3	1
C2	Allegany-Limestone	Angelina Napoleon	Allegany-Limestone	Angelina Napoleon	Allegany-Limestone	1	X
D	Clymer-Sherman-Panama	Tess Flikkema	C-S-P	Tess Flikkema	C-S-P	28	4

Sectional Results:

Results Websites: milesplitny.com, tullyrunners.com, righttimeresults.com

Attached Results:

Overall Merged Boys and Girls,
Boys and Girls Class A,
B1 + B2 + Overall B,
C1 + C2 + Overall C, and
Class D Boys and Girls Results.

Section VI State Champions:

*East Aurora Class C Girls State Champions

*Angelina Napoleon, Allegany-Limestone Individual Class C State Champion

Respectfully submitted

Date 12-28-22

Pete Szymanski and Walt McLaughlin/Jason Longo

Section VI Cross Country Chairpersons

East Aurora High School

HY-TEK's Meet Manager

Section VI State Qualifier XC Championship - 11/4/2022

ALDEN HIGH SCHOOL

Last Completed Event

Event 705 Men 3.1 Mile Run CC CLASS A BOYS

Name	Year	School	Avg Mile	Finals	Points
1 #819 BERTOLA, JOSEPH	12	ORCHARD PARK	5:13.4	16:11.36	1
2 #547 BOGDAN, CAMERON	12	FRONTIER	5:14.8	16:15.67	2
3 #417 ZHANG, JEFF	12	CLARENCE	5:21.9	16:37.82	3
4 #680 REID, THOMAS	12	LANCASTER	5:24.2	16:44.97	4
5 #414 HOLDEN, NOAH	11	CLARENCE	5:26.1	16:50.64	5
6 #820 BETRUS, BENJAMIN	11	ORCHARD PARK	5:31.0	17:05.97	6
7 #664 STINNER, MAX	10	KENMORE WEST	5:31.8	17:08.50	7
8 #821 BLAKE, THOMAS	11	ORCHARD PARK	5:33.1	17:12.49	8
9 #822 BRETH, MICHAEL	12	ORCHARD PARK	5:33.2	17:12.75	9
10 #958 VANDERLIP, RYAN	11	WEST SENECA WEST	5:34.6	17:17.20	10
11 #416 RUSSO, PHILLIP	10	CLARENCE	5:34.7	17:17.35	11
12 #957 RAUTENSTRAUCH, HUN	11	WEST SENECA WEST	5:35.5	17:20.00	12
13 #415 RANALLETTA, NICO	10	CLARENCE	5:36.6	17:23.22	13
14 #636 KNIGHT, MAXWELL	11	JAMESTOWN	5:38.4	17:28.90	14
15 #638 ZWALD, TYLER	10	JAMESTOWN	5:40.1	17:34.34	15
16 #774 TEZAK, RYAN	12	NIAGARA FALLS	5:42.9	17:42.87	16
17 #823 FISHER, COLETON	11	ORCHARD PARK	5:43.3	17:43.98	17
18 #412 CURIEL, RICKY	10	CLARENCE	5:43.5	17:44.77	18
19 #953 JACHLEWSKI, NATHAN	11	WEST SENECA WEST	5:47.5	17:56.98	19
20 #410 BRANCATO, CHARLIE	10	CLARENCE	5:47.5	17:57.15	20
21 #634 HALLBERG, STEPHEN	11	JAMESTOWN	5:47.7	17:57.87	21
22 #632 CASWELL, OWEN	11	JAMESTOWN	5:48.8	18:01.27	22
23 #682 VALLELY, MCKEAN	12	LANCASTER	5:50.4	18:06.12	23
24 #825 WINIEWICZ, LIAM	12	ORCHARD PARK	5:52.1	18:11.34	24
25 #700 MORAN, AIDEN	9	LOCKPORT	5:55.0	18:20.48	25
26 #413 FREEBURG, NOAH	12	CLARENCE	5:55.2	18:20.92	26
27 #665 STUFF, DYLAN	12	KENMORE WEST	5:56.4	18:24.83	27
28 #956 MOHAMED, XAVIER	11	WEST SENECA WEST	5:56.5	18:24.91	28
29 #818 BARLETTE, STEVEN	10	ORCHARD PARK	5:57.7	18:28.81	29
30 #667 TYREE, CONOR	10	KENMORE WEST	5:59.2	18:33.32	30
31 #703 REED, SHAWN	11	LOCKPORT	5:59.3	18:33.68	31
32 #785 CIRAULO, VINCENT	12	NIAGARA-WHEATFIELD	5:59.7	18:34.97	32
33 #609 KOSHI, GALLA	12	HUTCHINSON C	6:01.0	18:38.88	
34 #998 STANFORD, JACK	10	WILLIAMSVILLE NORTH	6:01.0	18:39.06	33
35 #552 MERCADO, EDWARD	12	FRONTIER	6:02.5	18:43.58	34
36 #663 HODGES, JONATHAN	11	KENMORE WEST	6:03.9	18:47.83	35
37 #787 DESIDERIO, CHRISTO	11	NIAGARA-WHEATFIELD	6:04.0	18:48.37	36
38 #789 KRUGER, IAN	11	NIAGARA-WHEATFIELD	6:04.6	18:50.17	37
39 #677 DUNNING, LIAM	8	LANCASTER	6:05.0	18:51.27	38
40 #701 O'DELL, ANDREW	11	LOCKPORT	6:05.5	18:52.86	39
41 #784 BRADY, TIERNAN	11	NIAGARA-WHEATFIELD	6:05.7	18:53.53	40
42 #702 POWLEY, JEROME	11	LOCKPORT	6:05.9	18:54.06	41
43 #631 ARNONE, LUCAS	9	JAMESTOWN	6:05.9	18:54.13	42
44 #775 TOUMA, JOHNATHAN	10	NIAGARA FALLS	6:06.0	18:54.63	43
45 #676 CORNWELL, EVAN	12	LANCASTER	6:06.5	18:55.92	44
46 #790 SEVERANCE, XAVIER	9	NIAGARA-WHEATFIELD	6:08.0	19:00.53	45
47 #993 BROWN, CONNOR	10	WILLIAMSVILLE NORTH	6:08.9	19:03.48	46
48 #553 MILLER, ZACHARY	10	FRONTIER	6:09.8	19:06.12	47
49 #771 LODOVICO, VINCENT	10	NIAGARA FALLS	6:11.1	19:10.17	48
50 #705 WILSON, DEVON	10	LOCKPORT	6:12.3	19:14.11	49
51 #683 ZUBA, CARSON	9	LANCASTER	6:14.2	19:20.05	50
52 #786 DAVIES, CARSON	10	NIAGARA-WHEATFIELD	6:14.7	19:21.58	51
53 #788 GAVACS, JOSEPH	11	NIAGARA-WHEATFIELD	6:15.0	19:22.32	52
54 #770 LODOVICO, LOUIS	12	NIAGARA FALLS	6:17.0	19:28.59	53
55 #633 HAGELIN, AYDEN	11	JAMESTOWN	6:17.6	19:30.47	54

56	#699 LILLEY, HUNTER	11 LOCKPORT	6:18.3	19:32.53	55
57	#550 GEORGE, ZACH	11 FRONTIER	6:19.1	19:35.02	56
58	#637 SMERALDO, JACOB	12 JAMESTOWN	6:19.9	19:37.69	57
59	#791 THOMAS, CAMERON	12 NIAGARA-WHEATFIELD	6:21.6	19:42.98	
60	#994 FANARA, AIZEN	10 WILLIAMSVILLE NORTH	6:22.6	19:45.90	58
61	#612 MOHAMMED, ABDIKARI	12 HUTCHINSON C	6:23.5	19:48.60	
62	#549 FORTH, ALEC	10 FRONTIER	6:23.5	19:48.87	59
63	#773 RICK, ADAM	9 NIAGARA FALLS	6:23.8	19:49.62	60
64	#662 FREEMAN, SHAW	10 KENMORE WEST	6:25.3	19:54.21	61
65	#679 GULLO, MATT	11 LANCASTER	6:26.0	19:56.62	62
66	#824 HOMER, KARSTEN	9 ORCHARD PARK	6:26.4	19:57.71	
67	#768 COOK, NOAH	12 NIAGARA FALLS	6:26.6	19:58.45	63
68	#660 BARDEN, CHASE	12 KENMORE WEST	6:28.1	20:02.94	64
69	#411 DORIGO, JASON	9 CLARENCE	6:28.7	20:04.84	
70	#999 VITORINO, ETHAN	11 WILLIAMSVILLE NORTH	6:30.0	20:08.97	65
71	#698 FRANK, ZACHARY	10 LOCKPORT	6:30.5	20:10.46	66
72	#661 ENGEL, DOMINIK	10 KENMORE WEST	6:30.5	20:10.56	67
73	#995 GREGOIRE, MICHAEL	9 WILLIAMSVILLE NORTH	6:32.6	20:16.95	68
74	#678 FURMINGER, TREVOR	10 LANCASTER	6:33.1	20:18.50	69
75	#954 KOLEK, TIMOTHY	12 WEST SENECA WEST	6:33.7	20:20.46	70
76	#928 STEPHAN, AIDEN	12 TAPESTRY CHARTER	6:34.3	20:22.26	71
77	#952 JACHLEWSKI, JACOB	9 WEST SENECA WEST	6:36.0	20:27.42	72
78	#635 HIMES, JULIAN	10 JAMESTOWN	6:38.6	20:35.67	
79	#607 AWOT, ISRAEL	12 HUTCHINSON C	6:43.7	20:51.26	
80	#769 GARRISON, SEAN	12 NIAGARA FALLS	6:45.4	20:56.75	73
81	#927 KUTNYAK, RAVI	10 TAPESTRY CHARTER	6:46.7	21:00.62	74
82	#666 TYREE, CAIDEN	9 KENMORE WEST	6:47.8	21:04.20	
83	#955 LEWANDOWSKI, JON	9 WEST SENECA WEST	6:51.3	21:15.03	75
84	#772 PHILLIPS, JARETT	9 NIAGARA FALLS	6:54.0	21:23.42	
85	#996 GRICE, JOSH	10 WILLIAMSVILLE NORTH	6:56.7	21:31.62	76
86	#925 BANDOMO BOSCH, YUS	9 TAPESTRY CHARTER	6:59.7	21:40.91	77
87	#992 BLOCHER, DAVID	11 WILLIAMSVILLE NORTH	7:00.2	21:42.52	78
88	#929 VASILE, DONOVAN	10 TAPESTRY CHARTER	7:06.2	22:01.17	79
89	#951 CARROLL, NICHOLAS	10 WEST SENECA WEST	7:09.3	22:10.78	
90	#930 VASILE, VINCENT	10 TAPESTRY CHARTER	7:14.8	22:27.71	80
91	#926 HAZELTON, HARPER	9 TAPESTRY CHARTER	7:15.4	22:29.55	81
92	#997 ROMITO, NATHAN	10 WILLIAMSVILLE NORTH	7:15.8	22:30.98	
93	#611 MARTINEZ, JACOREY	12 HUTCHINSON C	7:42.1	23:52.54	

Team Scores

Rank	Team	Total	1	2	3	4	5	*6	*7	*8	*9
1	ORCHARD PARK	41	1	6	8	9	17	24	29		
	Total Time:	1:25:26.55									
	Average:	17:05.31									
2	CLARENCE	50	3	5	11	13	18	20	26		
	Total Time:	1:25:53.80									
	Average:	17:10.76									
3	JAMESTOWN	114	14	15	21	22	42	54	57		
	Total Time:	1:29:56.51									
	Average:	17:59.31									
4	WEST SENECA WEST	139	10	12	19	28	70	72	75		
	Total Time:	1:31:19.55									
	Average:	18:15.91									
5	LANCASTER	159	4	23	38	44	50	62	69		
	Total Time:	1:31:58.33									
	Average:	18:23.67									
6	KENMORE WEST	160	7	27	30	35	61	64	67		
	Total Time:	1:32:48.69									
	Average:	18:33.74									
7	LOCKPORT	185	25	31	39	41	49	55	66		
	Total Time:	1:33:55.19									
	Average:	18:47.04									
8	NIAGARA-WHEATFIELD	190	32	36	37	40	45	51	52		

	Total Time:	1:34:07.57							
	Average:	18:49.52							
9	FRONTIER	198	2	34	47	56	59		
	Total Time:	1:33:29.26							
	Average:	18:41.86							
10	NIAGARA FALLS	220	16	43	48	53	60	63	73
	Total Time:	1:35:05.88							
	Average:	19:01.18							
11	WILLIAMSVILLE NORTH	270	33	46	58	65	68	76	78
	Total Time:	1:37:54.36							
	Average:	19:34.88							
12	TAPESTRY CHARTER	381	71	74	77	79	80	81	
	Total Time:	1:47:32.67							
	Average:	21:30.54							

East Aurora High School

HY-TEK's Meet Manager

Section VI State Qualifier XC Championship - 11/4/2022

ALDEN HIGH SCHOOL

Last Completed Event

Event 709 Women 3.1 Mile Run CC CLASS A GIRL

Name	Year	School	Avg Mile	Finals	Points
1 #542 BOGDAN, LILLIE	10	FRONTIER	5:45.0	17:49.31	1
2 #779 GATTO, MIRANDA	12	NIAGARA-WHEATFIELD	5:57.8	18:29.15	2
3 #810 BARLETTE, NOEL	11	ORCHARD PARK	6:00.2	18:36.59	3
4 #813 O'ROURKE, JILLIAN	12	ORCHARD PARK	6:10.8	19:09.45	4
5 #984 AMERLINCK, BRIER	--	WILLIAMSVILLE NORTH	6:14.9	19:22.22	5
6 #544 FISHER, CHLOE	12	FRONTIER	6:23.0	19:47.30	6
7 #817 WIERER, HANNAH	12	ORCHARD PARK	6:31.1	20:12.29	7
8 #669 GULLO, JULIA	10	LANCASTER	6:37.5	20:32.22	8
9 #409 WOLFLEY, LILY	12	CLARENCE	6:39.8	20:39.41	9
10 #404 PODGORSKI, BROOKE	12	CLARENCE	6:40.0	20:39.80	10
11 #405 PRISET, EMILY	9	CLARENCE	6:42.1	20:46.28	11
12 #406 SERVIS, MIA	12	CLARENCE	6:44.8	20:54.65	12
13 #988 KUPCHANKO, MELIA	9	WILLIAMSVILLE NORTH	6:48.8	21:07.04	13
14 #546 ROWE, MAKAYLA	11	FRONTIER	6:49.0	21:07.93	14
15 #402 BUCK, ISABELLA	11	CLARENCE	6:51.5	21:15.61	15
16 #671 LAWRENCE, KASIA	10	LANCASTER	6:53.5	21:21.86	16
17 #776 BRADY, TEAGHAN	8	NIAGARA-WHEATFIELD	6:54.7	21:25.59	17
18 #811 CZEKANSKI, ANNABEL	10	ORCHARD PARK	6:54.8	21:25.87	18
19 #985 AMERLINCK, KELSEY	--	WILLIAMSVILLE NORTH	6:55.0	21:26.32	19
20 #778 DESIDERIO, EMILY	7	NIAGARA-WHEATFIELD	6:55.2	21:27.10	20
21 #670 KOSMOSKI, GRACE	9	LANCASTER	6:56.1	21:29.89	21
22 #777 DAVIES, JILLIAN	10	NIAGARA-WHEATFIELD	6:56.2	21:30.16	22
23 #816 WIERER, ALICE	9	ORCHARD PARK	6:56.7	21:31.56	23
24 #949 MCMAHON, PAIGE	11	WEST SENECA WEST	7:00.5	21:43.34	24
25 #408 WOLFLEY, EVA	10	CLARENCE	7:01.8	21:47.44	25
26 #783 SNOWBERGER, AMANDA	12	NIAGARA-WHEATFIELD	7:03.2	21:51.75	26
27 #403 JOHNSON, CAROLINE	11	CLARENCE	7:03.9	21:53.99	27
28 #780 GEIBEL, HAYDEN	12	NIAGARA-WHEATFIELD	7:08.8	22:09.10	28
29 #694 DORAN, KENNEDY	12	LOCKPORT	7:10.3	22:13.90	
30 #407 WISNOSKI, ISABELLE	9	CLARENCE	7:10.8	22:15.41	
31 #675 ZACK, CARLY	12	LANCASTER	7:11.4	22:17.33	29
32 #950 ROE, KENDAL	12	WEST SENECA WEST	7:14.3	22:26.24	30
33 #767 WAGNER, ELIZABETH	11	NIAGARA FALLS	7:19.3	22:41.80	31
34 #782 RAGLOW-DEFRANCO, E	12	NIAGARA-WHEATFIELD	7:19.6	22:42.77	32
35 #674 WITUCKI, MEADOW	8	LANCASTER	7:19.8	22:43.20	33
36 #815 SANELLI, ALEXIS	9	ORCHARD PARK	7:20.5	22:45.43	34
37 #541 BEUTLER, ISABELLA	10	FRONTIER	7:23.3	22:54.14	35
38 #628 KNIGHT, GABRIELLA	9	JAMESTOWN	7:23.7	22:55.20	36
39 #990 SHAH, SOHA	11	WILLIAMSVILLE NORTH	7:25.7	23:01.42	37
40 #986 BROWN, GABY	12	WILLIAMSVILLE NORTH	7:27.1	23:06.01	38
41 #656 BRACH, CHARLOTTE	10	KENMORE WEST	7:27.3	23:06.65	39
42 #672 LAWSON, RACHEL	10	LANCASTER	7:27.4	23:06.85	40
43 #814 PERRYMAN, ELLA	10	ORCHARD PARK	7:28.1	23:09.07	41
44 #924 HAZELTON, AYSLEY	11	TAPESTRY CHARTER	7:32.4	23:22.45	
45 #812 MESSORE, SAMANTHA	8	ORCHARD PARK	7:32.6	23:22.81	
46 #697 SCHULZ, LILY	12	LOCKPORT	7:32.8	23:23.51	
47 #947 MARIANI, MARA	12	WEST SENECA WEST	7:33.6	23:26.02	42
48 #673 PALUMBO, EMMA	11	LANCASTER	7:34.1	23:27.67	43
49 #540 BAGINSKI, KATHERIN	9	FRONTIER	7:35.1	23:30.84	44
50 #989 MALIK, YASMIN	10	WILLIAMSVILLE NORTH	7:37.2	23:37.19	45
51 #658 LONG, CASSIE	7	KENMORE WEST	7:41.2	23:49.55	46
52 #781 MAY, CHRISTINE	12	NIAGARA-WHEATFIELD	7:43.6	23:56.92	
53 #763 COWART, AMAYAH	9	NIAGARA FALLS	7:43.9	23:58.04	47
54 #765 HILL, D'RAJENEA	11	NIAGARA FALLS	7:44.4	23:59.63	48
55 #766 RODRIGUEZ-PEDRAZA,	10	NIAGARA FALLS	7:47.5	24:09.00	49

56	#987 CAVANAGH, LEAH	11 WILLIAMSVILLE NORTH	7:51.1	24:20.21	50
57	#545 KUWIK, LUCY	9 FRONTIER	7:53.0	24:26.24	51
58	#944 DONOHUE, GRACE	10 WEST SENECA WEST	7:55.8	24:34.89	52
59	#602 HARRIS, OLIVIA	10 HUTCHINSON C	7:56.8	24:37.93	53
60	#923 CUDMORE, AMARIS	12 TAPESTRY CHARTER	7:56.8	24:38.04	
61	#655 BOEHMER, SHONA	11 KENMORE WEST	7:57.4	24:39.97	54
62	#695 MONROE, AUBREY	11 LOCKPORT	7:57.8	24:41.11	
63	#626 HAMILTON, NOLAH	10 JAMESTOWN	7:59.0	24:44.69	55
64	#762 BIERY, ABIGAIL	11 NIAGARA FALLS	8:02.7	24:56.17	56
65	#625 CROSSLEY, MYAH	10 JAMESTOWN	8:04.7	25:02.54	57
66	#668 DRAYER, JULIA	12 LANCASTER	8:07.7	25:11.65	
67	#659 MANG, AUDREY	11 KENMORE WEST	8:12.0	25:24.94	58
68	#764 HEMPHILL, ETHE	12 NIAGARA FALLS	8:24.8	26:04.75	59
69	#991 SNYDER, LAURA	10 WILLIAMSVILLE NORTH	8:25.9	26:08.20	
70	#946 KELLEHER, ABIGAIL	12 WEST SENECA WEST	8:27.6	26:13.40	60
71	#945 HAMILTON, LILIANA	12 WEST SENECA WEST	8:35.2	26:36.99	61
72	#657 KIEL, NORA	11 KENMORE WEST	8:35.7	26:38.57	62
73	#696 O'DELL, KATIE	8 LOCKPORT	8:36.6	26:41.29	
74	#630 LUTGEN, HANNAH	12 JAMESTOWN	8:51.8	27:28.61	63
75	#603 MCGUIRE, JORDAN	12 HUTCHINSON C	9:13.8	28:36.72	64
76	#629 LANG, AUDISTY	10 JAMESTOWN	9:26.0	29:14.54	65
77	#601 GENERAL, KYLA	11 HUTCHINSON C	9:39.1	29:55.06	66
78	#605 SIDDIQUI, LINA	12 HUTCHINSON C	12:10.5	37:44.38	67
79	#599 BISWA, PRAMITA	12 HUTCHINSON C	12:35.6	39:02.37	68
80	#604 PAW, EH THA GAY	11 HUTCHINSON C	12:38.6	39:11.51	69
81	#606 SOE, MAH NER	12 HUTCHINSON C	13:04.5	40:31.79	70

Team Scores

Rank	Team	Total	1	2	3	4	5	*6	*7	*8	*9
1	ORCHARD PARK	55	3	4	7	18	23	34	41		
	Total Time: 1:40:55.76										
	Average: 20:11.16										
2	CLARENCE	57	9	10	11	12	15	25	27		
	Total Time: 1:44:15.75										
	Average: 20:51.15										
3	NIAGARA-WHEATFIELD	87	2	17	20	22	26	28	32		
	Total Time: 1:44:43.75										
	Average: 20:56.75										
4	FRONTIER	100	1	6	14	35	44	51			
	Total Time: 1:45:09.52										
	Average: 21:01.91										
5	LANCASTER	107	8	16	21	29	33	40	43		
	Total Time: 1:48:24.50										
	Average: 21:40.90										
6	WILLIAMSVILLE NORTH	112	5	13	19	37	38	45	50		
	Total Time: 1:48:03.01										
	Average: 21:36.61										
7	WEST SENECA WEST	208	24	30	42	52	60	61			
	Total Time: 1:58:23.89										
	Average: 23:40.78										
8	NIAGARA FALLS	231	31	47	48	49	56	59			
	Total Time: 1:59:44.64										
	Average: 23:56.93										
9	KENMORE WEST	259	39	46	54	58	62				
	Total Time: 2:03:39.68										
	Average: 24:43.94										
10	JAMESTOWN	276	36	55	57	63	65				
	Total Time: 2:09:25.58										
	Average: 25:53.12										
11	HUTCHINSON CENTRAL TECHNICAL	318	53	64	66	67	68	69	70		
	Total Time: 2:39:56.46										
	Average: 31:59.30										

East Aurora High School

HY-TEK's Meet Manager

Section VI State Qualifier XC Championship - 11/4/2022

ALDEN HIGH SCHOOL

Last Completed Event

Event 706 Men 3.1 Mile Run CC CLASS B BOYS

Name	Year	School	Avg Mile	Finals	Points	
=====						
CLASS B1 Results 3.1Mile Mile Run						
1	#906	SPATORICO, PEYTON	12 STARPOINT	5:33.4	17:13.33	1
2	#652	MORRIS, SIDNEY	12 KENMORE EAST	5:34.3	17:16.21	2
3	#979	FRANCE, MAREK	12 WILLIAMSVILLE EAST	5:40.3	17:34.75	3
4	#900	FARRELL, GAVIN	11 STARPOINT	5:41.5	17:38.67	4
5	#366	OLSEN, OWEN	9 AMHERST	5:42.2	17:40.59	5
6	#982	KRAMER, JOSEPH	12 WILLIAMSVILLE EAST	5:44.0	17:46.26	6
7	#593	MIHALLOFSKI, KRIST	11 HAMBURG	5:47.5	17:57.07	7
8	#976	COSTELLO, DANIEL	11 WILLIAMSVILLE EAST	5:47.9	17:58.27	8
9	#361	BALFE, SEBASTIAN	12 AMHERST	5:50.7	18:06.91	9
10	#902	LUKASIK, TIMOTHY	10 STARPOINT	5:52.9	18:13.99	10
11	#904	PAYNE, FRANKLIN	10 STARPOINT	5:53.5	18:15.81	11
12	#592	KOCH, NICHOLAS	11 HAMBURG	5:55.3	18:21.24	12
13	#1312	RIZZO, MATTHEW	12 WILLIAMSVILLE SOUTH	5:55.3	18:21.36	13
14	#594	NEUDECK, JOHN	11 HAMBURG	5:58.5	18:31.26	14
15	#903	OLSON, BENJAMIN	10 STARPOINT	5:59.6	18:34.49	15
16	#917	GROVER, ZEPHYRM	11 SWEET HOME	6:01.2	18:39.52	16
17	#596	WHITTEMORE, ALAN	10 HAMBURG	6:01.9	18:41.64	17
18	#796	BOZEK, EVAN	10 NORTH TONAWANDA	6:01.9	18:41.85	18
19	#905	PREISCH, AIDAN	11 STARPOINT	6:04.0	18:48.23	19
20	#367	SENEY, ALEXANDER	12 AMHERST	6:04.9	18:51.17	20
21	#598	ZIELINSKI, ANDREW	12 HAMBURG	6:06.9	18:57.28	21
22	#579	MAY, SAM	12 GRAND ISLAND	6:10.9	19:09.71	22
23	#899	ARMITAGE, NOLAN	11 STARPOINT	6:11.3	19:11.06	23
24	#591	COOK, SULLIVAN	10 HAMBURG	6:11.6	19:11.73	24
25	#1305	BECK, LUCAS	12 WILLIAMSVILLE SOUTH	6:19.5	19:36.26	25
26	#798	BURNS, JAYDEN	10 NORTH TONAWANDA	6:21.4	19:42.24	26
27	#1309	KUDRYTSKI, SASHA	11 WILLIAMSVILLE SOUTH	6:23.5	19:48.67	27
28	#653	REINHART, DANIEL	12 KENMORE EAST	6:24.8	19:52.77	28
29	#983	WANG, MAXIMILIAN	9 WILLIAMSVILLE EAST	6:25.2	19:54.13	29
30	#980	GARTLAND, MATTHEW	12 WILLIAMSVILLE EAST	6:27.2	20:00.17	30
31	#368	TILLOU, ADAM	12 AMHERST	6:27.4	20:00.80	31
32	#362	BROMBOS, KYLE	12 AMHERST	6:28.0	20:02.82	32
33	#595	TOBIN, BRADLEY	12 HAMBURG	6:28.9	20:05.48	33
34	#981	KRAMER, ANTHONY	10 WILLIAMSVILLE EAST	6:29.5	20:07.22	34
35	#916	COLLINS, ELIJAH	12 SWEET HOME	6:30.7	20:11.14	35
36	#915	COGDEN, EMANUEL	10 SWEET HOME	6:31.0	20:11.94	36
37	#977	ENIS, OZZY	10 WILLIAMSVILLE EAST	6:32.6	20:16.82	37
38	#978	FAUST, JACOB	12 WILLIAMSVILLE EAST	6:32.9	20:18.02	
39	#1308	GAWEL, COLLIN	11 WILLIAMSVILLE SOUTH	6:36.9	20:30.41	38
40	#582	TOWER, JACKSON	7 GRAND ISLAND	6:37.3	20:31.58	39
41	#365	KLEE, NATHAN	12 AMHERST	6:45.2	20:56.02	40
42	#654	WOJNOWSKI, BEN	9 KENMORE EAST	6:45.9	20:58.07	41
43	#650	DABNEY, BRENDON	9 KENMORE EAST	6:51.1	21:14.17	42
44	#363	FREELAND, MATTHEW	12 AMHERST	6:53.5	21:21.77	43
45	#648	CHAPMAN, EVAN	11 KENMORE EAST	6:55.4	21:27.75	44
46	#364	KERRISON, JAMES	12 AMHERST	7:01.2	21:45.50	
47	#597	YOUNG, EVAN	10 HAMBURG	7:02.8	21:50.47	
48	#918	HAEN, ARMAND	11 SWEET HOME	7:05.3	21:58.25	45
49	#649	CIANCHETTI, GEORGE	9 KENMORE EAST	7:05.7	21:59.58	46
50	#577	HAWKINS, DANIEL	12 GRAND ISLAND	7:05.9	22:00.26	47
51	#901	FULL, ETHAN	10 STARPOINT	7:06.9	22:03.25	
52	#795	ALRICHE, ROMEON	11 NORTH TONAWANDA	7:12.9	22:21.96	48
53	#576	FRANCO, NOAH	9 GRAND ISLAND	7:14.6	22:27.25	49
54	#583	WATKINS, LUKE	10 GRAND ISLAND	7:15.4	22:29.54	50

55	#797 BUKOSKEY, GAVIN	9	NORTH TONAWANDA	7:19.8	22:43.15	51
56	#799 PIORKOWSKI, ISAAC	9	NORTH TONAWANDA	7:20.7	22:46.13	52
57	#922 VEGA, CARDEN	9	SWEET HOME	7:23.9	22:55.90	53
58	#1307 FOURTNER, CHARLIE	11	WILLIAMSVILLE SOUTH	7:39.6	23:44.76	54
59	#580 MEINHOLD, ROBERT	10	GRAND ISLAND	7:42.0	23:52.04	55
60	#919 MARTIN, ALEX	9	SWEET HOME	7:47.5	24:09.14	56
61	#578 KRAWCZYK, CHRISTIA	10	GRAND ISLAND	7:48.3	24:11.53	57
62	#921 PETERMANN, LUCAS	9	SWEET HOME	7:51.2	24:20.46	58
63	#1310 LI, TIGER	11	WILLIAMSVILLE SOUTH	7:56.1	24:35.78	59
64	#651 DOYLE, LIAM	9	KENMORE EAST	8:02.5	24:55.70	60
65	#1306 DIMOPOULOS, GEORGE	12	WILLIAMSVILLE SOUTH	8:16.9	25:40.38	61
66	#581 PYC, COOPER	9	GRAND ISLAND	8:56.6	27:43.30	

CLASS B2 Results 3.1Mile Mile Run

1	#400 PETERSON, HENRY	8	CITY HONORS SCHOOL	5:31.0	17:06.13	1
2	#1344 BECKER, BLAYZE		LAKE SHORE	5:48.6	18:00.63	2
3	#399 HATTON, FELIX	10	CITY HONORS SCHOOL	5:50.4	18:06.11	3
4	#619 BOVE, BRENDEN	12	IROQUOIS	6:02.4	18:43.40	4
5	#461 SANTIGO, WILLJARIE	11	DUNKIRK	6:06.3	18:55.40	5
6	#1345 NICKOLAI, LONDON		LAKE SHORE	6:09.0	19:03.92	6
7	#688 JOHNSON, KADEN	12	LEWISTON-PORTER	6:09.7	19:06.10	7
8	#687 CLARK, LEO	10	LEWISTON-PORTER	6:12.4	19:14.35	8
9	#1353 HARDING, AUSTIN		SOUTH PARK	6:12.7	19:15.11	
10	#459 LAWRIE, LUCAS	11	DUNKIRK	6:12.7	19:15.25	9
11	#620 CANTIE, PARKER	11	IROQUOIS	6:16.4	19:26.82	10
12	#690 PACILLO, DOMINIC	10	LEWISTON-PORTER	6:19.9	19:37.50	11
13	#624 WYZYKOWSKI, SETH	12	IROQUOIS	6:22.5	19:45.59	12
14	#686 BROWN, BEN	10	LEWISTON-PORTER	6:24.8	19:52.62	13
15	#693 TAMUL, BRANDON	9	LEWISTON-PORTER	6:25.0	19:53.48	14
16	#831 KOLASNY, CHARLES	10	PIONEER	6:25.6	19:55.23	15
17	#622 KUEHNER, LUCAS	10	IROQUOIS	6:31.4	20:13.27	16
18	#1347 JONES, KAIVAN		LAKE SHORE	6:34.2	20:21.75	17
19	#395 BOHLEN, ETIENNE	10	CITY HONORS SCHOOL	6:36.2	20:28.14	18
20	#833 SONNER, TIMOTHY	11	PIONEER	6:36.9	20:30.30	19
21	#398 GLYNN, CASEY	11	CITY HONORS SCHOOL	6:37.1	20:31.02	20
22	#832 PEIRICK, WESTON	7	PIONEER	6:37.3	20:31.44	21
23	#1346 HENRY, KOLE		LAKE SHORE	6:37.5	20:32.22	22
24	#401 VARNEY, OLIVER	12	CITY HONORS SCHOOL	6:37.6	20:32.33	23
25	#464 ZENTZ, ZACHARY	11	DUNKIRK	6:38.4	20:34.93	24
26	#732 SCHMIDT, JACOB	11	MARYVALE	6:38.6	20:35.68	25
27	#733 SCHWARTZ, CHRISTIA	12	MARYVALE	6:43.4	20:50.38	26
28	#462 THOMAS, JOHNEE	10	DUNKIRK	6:44.5	20:53.73	27
29	#691 SCHMITT, RILEY	8	LEWISTON-PORTER	6:44.8	20:54.71	28
30	#621 FREDERICKS, MATT	11	IROQUOIS	6:45.2	20:56.08	29
31	#397 DONLON, ELIJAH	11	CITY HONORS SCHOOL	6:45.5	20:57.01	30
32	#1350 HERC, CADEN		LAKE SHORE	6:47.5	21:03.27	31
33	#836 WAGNER, JOSH	10	PIONEER	6:51.3	21:14.83	32
34	#689 NGUYEN, PHILLIP	10	LEWISTON-PORTER	6:53.6	21:22.08	33
35	#623 STODOLKA, TYLER	9	IROQUOIS	6:55.8	21:28.81	34
36	#396 DELISLE, JULIAN	10	CITY HONORS SCHOOL	6:56.3	21:30.51	35
37	#692 SEE, PEYTON	10	LEWISTON-PORTER	7:00.2	21:42.37	
38	#731 REYNOLDS, AIDEN	12	MARYVALE	7:02.6	21:49.90	36
39	#371 PIOSCA, DESMOND	12	APPLIED TECH	7:05.6	21:59.37	
40	#729 FLICK, GARRETT	12	MARYVALE	7:20.3	22:44.86	37
41	#1349 GOLEMBIEWSKI, BRAE		LAKE SHORE	7:22.8	22:52.49	38
42	#1348 HIMMELEIN, ELI		LAKE SHORE	7:23.2	22:53.78	39
43	#734 SODA, DYLAN	9	MARYVALE	7:36.9	23:36.40	40
44	#369 FLOYD, JAMES	10	APPLIED TECH	7:48.2	24:11.45	
45	#370 LAWRENCE, MARCELLU	10	APPLIED TECH	7:54.9	24:32.00	
46	#1351 ZUGGER, CHRISTOPHE		LAKE SHORE	7:58.1	24:42.14	
47	#372 WORTHY, JAMARI	11	APPLIED TECH	8:01.0	24:50.86	
48	#834 STAMPONE, THOMAS	7	PIONEER	8:01.5	24:52.55	41
49	#458 CRUZ, RAFAEL	12	DUNKIRK	8:01.8	24:53.53	42
50	#463 WOLOSZYN, MATTHEW	11	DUNKIRK	8:13.6	25:29.94	43
51	#835 VANCURAN, DARIUS	9	PIONEER	8:43.0	27:01.18	44
52	#730 HOLGATE, NICHOLAS	10	MARYVALE	8:44.1	27:04.50	45

53	#728 CRUZ, EZEKIEL	10	MARYVALE	8:48.6	27:18.40	46
54	#727 CAFFERY, FRANK	8	MARYVALE	8:51.9	27:28.79	

Team Scores

Rank	Team	Total	1	2	3	4	5	*6	*7	*8	*9
=====											
CLASS B1 Results 3.1Mile Mile Run											
1	STARPOINT	41	1	4	10	11	15	19	23		
	Total Time:	1:29:56.29									
	Average:	17:59.26									
2	HAMBURG	71	7	12	14	17	21	24	33		
	Total Time:	1:32:28.49									
	Average:	18:29.70									
3	WILLIAMSVILLE EAST	76	3	6	8	29	30	34	37		
	Total Time:	1:33:13.58									
	Average:	18:38.72									
4	AMHERST	97	5	9	20	31	32	40	43		
	Total Time:	1:34:42.29									
	Average:	18:56.46									
5	KENMORE EAST	157	2	28	41	42	44	46	60		
	Total Time:	1:40:48.97									
	Average:	20:09.80									
6	WILLIAMSVILLE SOUTH	157	13	25	27	38	54	59	61		
	Total Time:	1:42:01.46									
	Average:	20:24.30									
7	SWEET HOME	185	16	35	36	45	53	56	58		
	Total Time:	1:43:56.75									
	Average:	20:47.35									
8	NORTH TONAWANDA	195	18	26	48	51	52				
	Total Time:	1:46:15.33									
	Average:	21:15.07									
9	GRAND ISLAND	207	22	39	47	49	50	55	57		
	Total Time:	1:46:38.34									
	Average:	21:19.67									
CLASS B2 Results 3.1Mile Mile Run											
1	LEWISTON-PORTER	53	7	8	11	13	14	28	33		
	Total Time:	1:37:44.05									
	Average:	19:32.81									
2	CITY HONORS SCHOOL	65	1	3	18	20	23	30	35		
	Total Time:	1:36:43.73									
	Average:	19:20.75									
3	IROQUOIS	71	4	10	12	16	29	34			
	Total Time:	1:39:05.16									
	Average:	19:49.04									
4	LAKE SHORE	78	2	6	17	22	31	38	39		
	Total Time:	1:39:01.79									
	Average:	19:48.36									
5	DUNKIRK	107	5	9	24	27	42	43			
	Total Time:	1:44:32.84									
	Average:	20:54.57									
6	PIONEER	128	15	19	21	32	41	44			
	Total Time:	1:47:04.35									
	Average:	21:24.87									
7	MARYVALE	164	25	26	36	37	40	45	46		
	Total Time:	1:49:37.22									
	Average:	21:55.45									

East Aurora High School

HY-TEK's Meet Manager

Section VI State Qualifier XC Championship - 11/4/2022

ALDEN HIGH SCHOOL

Last Completed Event

Event 706 Men 3.1 Mile Run CC CLASS B BOYS

Name	Year	School	Avg Mile	Finals	Points
1 #400 PETERSON, HENRY	8	CITY HONORS SCHOOL	5:31.0	17:06.13	1
2 #906 SPATORICO, PEYTON	12	STARPOINT	5:33.4	17:13.33	2
3 #652 MORRIS, SIDNEY	12	KENMORE EAST	5:34.3	17:16.21	3
4 #979 FRANCE, MAREK	12	WILLIAMSVILLE EAST	5:40.3	17:34.75	4
5 #900 FARRELL, GAVIN	11	STARPOINT	5:41.5	17:38.67	5
6 #366 OLSEN, OWEN	9	AMHERST	5:42.2	17:40.59	6
7 #982 KRAMER, JOSEPH	12	WILLIAMSVILLE EAST	5:44.0	17:46.26	7
8 #593 MIHALLOFSKI, KRIST	11	HAMBURG	5:47.5	17:57.07	8
9 #976 COSTELLO, DANIEL	11	WILLIAMSVILLE EAST	5:47.9	17:58.27	9
10 #1344 BECKER, BLAYZE		LAKE SHORE	5:48.6	18:00.63	10
11 #399 HATTON, FELIX	10	CITY HONORS SCHOOL	5:50.4	18:06.11	11
12 #361 BALFE, SEBASTIAN	12	AMHERST	5:50.7	18:06.91	12
13 #902 LUKASIK, TIMOTHY	10	STARPOINT	5:52.9	18:13.99	13
14 #904 PAYNE, FRANKLIN	10	STARPOINT	5:53.5	18:15.81	14
15 #592 KOCH, NICHOLAS	11	HAMBURG	5:55.3	18:21.24	15
16 #1312 RIZZO, MATTHEW	12	WILLIAMSVILLE SOUTH	5:55.3	18:21.36	16
17 #594 NEUDECK, JOHN	11	HAMBURG	5:58.5	18:31.26	17
18 #903 OLSON, BENJAMIN	10	STARPOINT	5:59.6	18:34.49	18
19 #917 GROVER, ZEPHYRM	11	SWEET HOME	6:01.2	18:39.52	19
20 #596 WHITTEMORE, ALAN	10	HAMBURG	6:01.9	18:41.64	20
21 #796 BOZEK, EVAN	10	NORTH TONAWANDA	6:01.9	18:41.85	21
22 #619 BOVE, BRENDEN	12	IROQUOIS	6:02.4	18:43.40	22
23 #905 PREISCH, AIDAN	11	STARPOINT	6:04.0	18:48.23	23
24 #367 SENEY, ALEXANDER	12	AMHERST	6:04.9	18:51.17	24
25 #461 SANTIGO, WILLJARIE	11	DUNKIRK	6:06.3	18:55.40	25
26 #598 ZIELINSKI, ANDREW	12	HAMBURG	6:06.9	18:57.28	26
27 #1345 NICKOLAI, LONDON		LAKE SHORE	6:09.0	19:03.92	27
28 #688 JOHNSON, KADEN	12	LEWISTON-PORTER	6:09.7	19:06.10	28
29 #579 MAY, SAM	12	GRAND ISLAND	6:10.9	19:09.71	29
30 #899 ARMITAGE, NOLAN	11	STARPOINT	6:11.3	19:11.06	30
31 #591 COOK, SULLIVAN	10	HAMBURG	6:11.6	19:11.73	31
32 #687 CLARK, LEO	10	LEWISTON-PORTER	6:12.4	19:14.35	32
33 #1353 HARDING, AUSTIN		SOUTH PARK	6:12.7	19:15.11	
34 #459 LAWRIE, LUCAS	11	DUNKIRK	6:12.7	19:15.25	33
35 #620 CANTIE, PARKER	11	IROQUOIS	6:16.4	19:26.82	34
36 #1305 BECK, LUCAS	12	WILLIAMSVILLE SOUTH	6:19.5	19:36.26	35
37 #690 PACILLO, DOMINIC	10	LEWISTON-PORTER	6:19.9	19:37.50	36
38 #798 BURNS, JAYDEN	10	NORTH TONAWANDA	6:21.4	19:42.24	37
39 #624 WYZYKOWSKI, SETH	12	IROQUOIS	6:22.5	19:45.59	38
40 #1309 KUDRYTSKI, SASHA	11	WILLIAMSVILLE SOUTH	6:23.5	19:48.67	39
41 #686 BROWN, BEN	10	LEWISTON-PORTER	6:24.8	19:52.62	40
42 #653 REINHART, DANIEL	12	KENMORE EAST	6:24.8	19:52.77	41
43 #693 TAMUL, BRANDON	9	LEWISTON-PORTER	6:25.0	19:53.48	42
44 #983 WANG, MAXIMILIAN	9	WILLIAMSVILLE EAST	6:25.2	19:54.13	43
45 #831 KOLASNY, CHARLES	10	PIONEER	6:25.6	19:55.23	44
46 #980 GARTLAND, MATTHEW	12	WILLIAMSVILLE EAST	6:27.2	20:00.17	45
47 #368 TILLOU, ADAM	12	AMHERST	6:27.4	20:00.80	46
48 #362 BROMBOS, KYLE	12	AMHERST	6:28.0	20:02.82	47
49 #595 TOBIN, BRADLEY	12	HAMBURG	6:28.9	20:05.48	48
50 #981 KRAMER, ANTHONY	10	WILLIAMSVILLE EAST	6:29.5	20:07.22	49
51 #916 COLLINS, ELIJAH	12	SWEET HOME	6:30.7	20:11.14	50
52 #915 COGDEN, EMANUEL	10	SWEET HOME	6:31.0	20:11.94	51
53 #622 KUEHNER, LUCAS	10	IROQUOIS	6:31.4	20:13.27	52
54 #977 ENIS, OZZY	10	WILLIAMSVILLE EAST	6:32.6	20:16.82	53
55 #978 FAUST, JACOB	12	WILLIAMSVILLE EAST	6:32.9	20:18.02	

56	#1347	JONES, KAIVAN	LAKE SHORE	6:34.2	20:21.75	54
57	#395	BOHLEN, ETIENNE	10 CITY HONORS SCHOOL	6:36.2	20:28.14	55
58	#833	SONNER, TIMOTHY	11 PIONEER	6:36.9	20:30.30	56
59	#1308	GAWEL, COLLIN	11 WILLIAMSVILLE SOUTH	6:36.9	20:30.41	57
60	#398	GLYNN, CASEY	11 CITY HONORS SCHOOL	6:37.1	20:31.02	58
61	#832	PEIRICK, WESTON	7 PIONEER	6:37.3	20:31.44	59
62	#582	TOWER, JACKSON	7 GRAND ISLAND	6:37.3	20:31.58	60
63	#1346	HENRY, KOLE	LAKE SHORE	6:37.5	20:32.22	61
64	#401	VARNEY, OLIVER	12 CITY HONORS SCHOOL	6:37.6	20:32.33	62
65	#464	ZENTZ, ZACHARY	11 DUNKIRK	6:38.4	20:34.93	63
66	#732	SCHMIDT, JACOB	11 MARYVALE	6:38.6	20:35.68	64
67	#733	SCHWARTZ, CHRISTIA	12 MARYVALE	6:43.4	20:50.38	65
68	#462	THOMAS, JOHNEE	10 DUNKIRK	6:44.5	20:53.73	66
69	#691	SCHMITT, RILEY	8 LEWISTON-PORTER	6:44.8	20:54.71	67
70	#365	KLEE, NATHAN	12 AMHERST	6:45.2	20:56.02	68
71	#621	FREDERICKS, MATT	11 IROQUOIS	6:45.2	20:56.08	69
72	#397	DONLON, ELIJAH	11 CITY HONORS SCHOOL	6:45.5	20:57.01	70
73	#654	WOJNOWSKI, BEN	9 KENMORE EAST	6:45.9	20:58.07	71
74	#1350	HERC, CADEN	LAKE SHORE	6:47.5	21:03.27	72
75	#650	DABNEY, BRENDON	9 KENMORE EAST	6:51.1	21:14.17	73
76	#836	WAGNER, JOSH	10 PIONEER	6:51.3	21:14.83	74
77	#363	FREELAND, MATTHEW	12 AMHERST	6:53.5	21:21.77	75
78	#689	NGUYEN, PHILLIP	10 LEWISTON-PORTER	6:53.6	21:22.08	76
79	#648	CHAPMAN, EVAN	11 KENMORE EAST	6:55.4	21:27.75	77
80	#623	STODOLKA, TYLER	9 IROQUOIS	6:55.8	21:28.81	78
81	#396	DELISLE, JULIAN	10 CITY HONORS SCHOOL	6:56.3	21:30.51	79
82	#692	SEE, PEYTON	10 LEWISTON-PORTER	7:00.2	21:42.37	
83	#364	KERRISON, JAMES	12 AMHERST	7:01.2	21:45.50	
84	#731	REYNOLDS, AIDEN	12 MARYVALE	7:02.6	21:49.90	80
85	#597	YOUNG, EVAN	10 HAMBURG	7:02.8	21:50.47	
86	#918	HAEN, ARMAND	11 SWEET HOME	7:05.3	21:58.25	81
87	#371	PIOSCA, DESMOND	12 APPLIED TECH	7:05.6	21:59.37	
88	#649	CIANCHETTI, GEORGE	9 KENMORE EAST	7:05.7	21:59.58	82
89	#577	HAWKINS, DANIEL	12 GRAND ISLAND	7:05.9	22:00.26	83
90	#901	FULL, ETHAN	10 STARPOINT	7:06.9	22:03.25	
91	#795	ALRICHE, ROMEON	11 NORTH TONAWANDA	7:12.9	22:21.96	84
92	#576	FRANCO, NOAH	9 GRAND ISLAND	7:14.6	22:27.25	85
93	#583	WATKINS, LUKE	10 GRAND ISLAND	7:15.4	22:29.54	86
94	#797	BUKOSKEY, GAVIN	9 NORTH TONAWANDA	7:19.8	22:43.15	87
95	#729	FLICK, GARRETT	12 MARYVALE	7:20.3	22:44.86	88
96	#799	PIORKOWSKI, ISAAC	9 NORTH TONAWANDA	7:20.7	22:46.13	89
97	#1349	GOLEMBIEWSKI, BRAE	LAKE SHORE	7:22.8	22:52.49	90
98	#1348	HIMMELEIN, ELI	LAKE SHORE	7:23.2	22:53.78	91
99	#922	VEGA, CARDEN	9 SWEET HOME	7:23.9	22:55.90	92
100	#1352	TROUTMAN, RAMONE	SOUTH PARK	7:36.9	23:36.22	
101	#734	SODA, DYLAN	9 MARYVALE	7:36.9	23:36.40	93
102	#1307	FOURTNER, CHARLIE	11 WILLIAMSVILLE SOUTH	7:39.6	23:44.76	94
103	#580	MEINHOLD, ROBERT	10 GRAND ISLAND	7:42.0	23:52.04	95
104	#919	MARTIN, ALEX	9 SWEET HOME	7:47.5	24:09.14	96
105	#369	FLOYD, JAMES	10 APPLIED TECH	7:48.2	24:11.45	
106	#578	KRAWCZYK, CHRISTIA	10 GRAND ISLAND	7:48.3	24:11.53	97
107	#921	PETERMANN, LUCAS	9 SWEET HOME	7:51.2	24:20.46	98
108	#370	LAWRENCE, MARCELLU	10 APPLIED TECH	7:54.9	24:32.00	
109	#1310	LI, TIGER	11 WILLIAMSVILLE SOUTH	7:56.1	24:35.78	99
110	#1351	ZUGGER, CHRISTOPHE	LAKE SHORE	7:58.1	24:42.14	
111	#372	WORTHY, JAMARI	11 APPLIED TECH	8:01.0	24:50.86	
112	#834	STAMPONE, THOMAS	7 PIONEER	8:01.5	24:52.55	100
113	#458	CRUZ, RAFAEL	12 DUNKIRK	8:01.8	24:53.53	101
114	#651	DOYLE, LIAM	9 KENMORE EAST	8:02.5	24:55.70	102
115	#463	WOLOSZYN, MATTHEW	11 DUNKIRK	8:13.6	25:29.94	103
116	#1306	DIMOPOULOS, GEORGE	12 WILLIAMSVILLE SOUTH	8:16.9	25:40.38	104
117	#835	VANCURAN, DARIUS	9 PIONEER	8:43.0	27:01.18	105
118	#730	HOLGATE, NICHOLAS	10 MARYVALE	8:44.1	27:04.50	106
119	#728	CRUZ, EZEKIEL	10 MARYVALE	8:48.6	27:18.40	107
120	#727	CAFFERY, FRANK	8 MARYVALE	8:51.9	27:28.79	

121 #581 PYC, COOPER

9 GRAND ISLAND

8:56.6 27:43.30

Team Scores

Rank	Team	Total	1	2	3	4	5	*6	*7	*8	*9
1	STARPOINT Total Time: 1:29:56.29 Average: 17:59.26	52	2	5	13	14	18	23	30		
2	HAMBURG Total Time: 1:32:28.49 Average: 18:29.70	86	8	15	17	20	26	31	48		
3	WILLIAMSVILLE EAST Total Time: 1:33:13.58 Average: 18:38.72	108	4	7	9	43	45	49	53		
4	AMHERST Total Time: 1:34:42.29 Average: 18:56.46	135	6	12	24	46	47	68	75		
5	LEWISTON-PORTER Total Time: 1:37:44.05 Average: 19:32.81	178	28	32	36	40	42	67	76		
6	CITY HONORS SCHOOL Total Time: 1:36:43.73 Average: 19:20.75	187	1	11	55	58	62	70	79		
7	IROQUOIS Total Time: 1:39:05.16 Average: 19:49.04	215	22	34	38	52	69	78			
8	LAKE SHORE Total Time: 1:39:01.79 Average: 19:48.36	224	10	27	54	61	72	90	91		
9	WILLIAMSVILLE SOUTH Total Time: 1:42:01.46 Average: 20:24.30	241	16	35	39	57	94	99	104		
10	KENMORE EAST Total Time: 1:40:48.97 Average: 20:09.80	265	3	41	71	73	77	82	102		
11	DUNKIRK Total Time: 1:44:32.84 Average: 20:54.57	288	25	33	63	66	101	103			
12	SWEET HOME Total Time: 1:43:56.75 Average: 20:47.35	293	19	50	51	81	92	96	98		
13	NORTH TONAWANDA Total Time: 1:46:15.33 Average: 21:15.07	318	21	37	84	87	89				
14	PIONEER Total Time: 1:47:04.35 Average: 21:24.87	333	44	56	59	74	100	105			
15	GRAND ISLAND Total Time: 1:46:38.34 Average: 21:19.67	343	29	60	83	85	86	95	97		
16	MARYVALE Total Time: 1:49:37.22 Average: 21:55.45	390	64	65	80	88	93	106	107		

East Aurora High School

HY-TEK's Meet Manager

Section VI State Qualifier XC Championship - 11/4/2022

ALDEN HIGH SCHOOL

Last Completed Event

Event 707 Women 3.1 Mile Run CC CLASS C GIRL

Name	Year	School	Avg Mile	Finals	Points	
=====						
CLASS C1 Results 3.1Mile Mile Run						
1	#466	HOUGHTON, KAILYN	9 EAST AURORA	6:16.6	19:27.45	1
2	#879	MELNIK, KIRSTEN	10 SPRINGVILLE-	6:20.4	19:39.19	2
3	#469	O'LEARY, EMILIA	10 EAST AURORA	6:20.5	19:39.58	3
4	#471	SCHOENEMAN, CATHER	10 EAST AURORA	6:27.3	20:00.64	4
5	#470	OWENS, HOPE	9 EAST AURORA	6:47.9	21:04.48	5
6	#467	HULME, SAMANTHA	12 EAST AURORA	6:56.2	21:30.04	6
7	#472	WANGELIN, LILY	8 EAST AURORA	6:59.7	21:40.91	7
8	#468	MALONEY, KATHERINE	8 EAST AURORA	7:04.9	21:57.06	8
9	#465	HOAK, EVELYN	10 EAST AURORA	7:05.8	21:59.76	
10	#877	BOGNER, ISABELLA	7 SPRINGVILLE-	7:13.7	22:24.43	9
11	#334	WITMER, SYLVIA	10 ALDEN	7:21.2	22:47.47	10
12	#332	MIKULSKI, SOPHIA	10 ALDEN	7:25.6	23:01.14	11
13	#307	WALL, KRISTINE	9 AKRON	7:28.5	23:10.35	12
14	#738	SMITH, ARIEL	9 MEDINA	7:28.8	23:11.14	
15	#446	DURHAM, JULIE	11 DEPEW	7:29.5	23:13.36	
16	#333	SENTZ, EMILY	10 ALDEN	7:37.2	23:37.19	13
17	#330	BISHOP, HANNAH	11 ALDEN	7:42.8	23:54.44	14
18	#936	SEVENSKI, AUBREY	8 TONAWANDA	7:46.2	24:05.13	15
19	#304	KOOPMAN, WHITLEY	9 AKRON	7:46.5	24:05.91	16
20	#302	FORRESTEL, EMMA MA	11 AKRON	7:51.4	24:21.36	17
21	#305	RODRIGUEZ, JULIANA	12 AKRON	7:53.1	24:26.57	18
22	#1000	BORYNSKI, JAZMINE	11 AKRON	7:54.0	24:29.27	19
23	#737	MARK, MADELINE	8 MEDINA	7:55.4	24:33.65	
24	#303	JANIK, SOPHIA	12 AKRON	8:00.2	24:48.46	20
25	#319	NESBITT, GRACE	8 ALBION	8:01.4	24:52.28	21
26	#519	LUCE, BROOKE	9 FREDONIA HS	8:02.1	24:54.49	22
27	#322	SIDARI, GINA	11 ALBION	8:03.0	24:57.15	23
28	#331	CLIFFORD, REBECCA	11 ALDEN	8:04.7	25:02.39	24
29	#735	BAKER-AUSTIN, FAIT	9 MEDINA	8:06.9	25:09.19	
30	#932	BROWNING, EMILY	9 TONAWANDA	8:09.8	25:18.24	25
31	#320	OLLES, MAGGIE	10 ALBION	8:15.0	25:34.27	26
32	#301	ESPOSITO, EMMA	12 AKRON	8:19.3	25:47.76	27
33	#878	KUJAWA, ABBY	8 SPRINGVILLE-	8:30.2	26:21.62	28
34	#522	ROBB, KALEY	11 FREDONIA HS	8:33.9	26:33.08	29
35	#318	MOORE, MEGANNE	11 ALBION	8:35.2	26:36.88	30
36	#518	KAISER CALLEN, MOS	9 FREDONIA HS	8:37.0	26:42.62	31
37	#935	LASHER, CHLOE	7 TONAWANDA	8:37.7	26:44.80	32
38	#449	RODRIGUES, ARIANNA	9 DEPEW	8:38.1	26:45.96	
39	#520	MCCANN, EMILY	10 FREDONIA HS	8:39.2	26:49.26	33
40	#521	PRYLL, GLASYA	10 FREDONIA HS	8:42.5	26:59.64	34
41	#800	BROWN, JABRE-YAH	9 OLEAN	8:47.3	27:14.54	
42	#801	RUCINSKI, SOFIA	10 OLEAN	8:58.1	27:48.10	
43	#517	HENDERSON, MARLA	9 FREDONIA HS	9:06.1	28:12.74	35
44	#516	HELLWIG, ALLISON	9 FREDONIA HS	9:11.0	28:28.10	36
45	#736	BIESINGER, TESSA	10 MEDINA	9:13.4	28:35.33	
46	#447	PENDERS, JASMINE	12 DEPEW	9:18.7	28:51.97	
47	#317	MATHES, SHANIA	9 ALBION	9:23.2	29:05.89	37
48	#933	CASTILLO, OLIVIA	11 TONAWANDA	9:27.7	29:19.76	38
49	#934	GRIMALDI, ALEXA	10 TONAWANDA	9:38.8	29:54.18	39
50	#501	WILCOX, MIRANDA	11 FALCONER	9:54.7	30:43.57	
51	#881	SPRAGUE, NORALEE	11 SPRINGVILLE-	10:01.5	31:04.46	40
52	#882	TARTICK, AMANDA	8 SPRINGVILLE-	10:04.0	31:12.17	41
53	#500	SHELDON, ANASASTIA	10 FALCONER	10:33.9	32:44.97	
CLASS C2 Results 3.1Mile Mile Run						

1	#347	NAPOLEON, ANGELINA	12	ALLEGANY-LIMESTONE	5:46.1	17:52.76	1
2	#746	BOWMAN, KYLIE	11	NEWFANE	6:08.7	19:02.81	2
3	#865	LEWIS, EMMA	8	SOUTHWESTERN	6:15.2	19:23.12	3
4	#348	PETERS, LILIANNA	12	ALLEGANY-LIMESTONE	6:33.0	20:18.29	4
5	#862	BROWN, LUCY	9	SOUTHWESTERN	6:37.4	20:31.87	5
6	#342	COLLINS, ASHLYN	12	ALLEGANY-LIMESTONE	6:51.0	21:13.90	6
7	#748	ERSING, CATALENA	12	NEWFANE	6:51.4	21:15.13	7
8	#344	DUGGAN, ELEXA	7	ALLEGANY-LIMESTONE	6:54.3	21:24.18	8
9	#343	COULTER, LILLY	11	ALLEGANY-LIMESTONE	7:00.8	21:44.43	9
10	#867	LUNDMARK, LEXI	12	SOUTHWESTERN	7:07.6	22:05.44	10
11	#850	BOWERS, EMILY	11	SILVER CREEK	7:07.7	22:05.76	
12	#481	FODOR, GIULIANA	9	EDEN	7:11.6	22:17.93	11
13	#747	CENTNER, JORDYN	9	NEWFANE	7:13.7	22:24.30	12
14	#486	STALKER, OLIVIA	9	EDEN	7:17.2	22:35.05	13
15	#750	PASQUALE, ISABELLA	10	NEWFANE	7:18.4	22:39.01	14
16	#349	SHEEHY, ERIN	11	ALLEGANY-LIMESTONE	7:23.9	22:55.96	15
17	#484	PINEAU, HANNAH	10	EDEN	7:24.6	22:58.26	16
18	#751	SHULZ, HANNAH	11	NEWFANE	7:26.6	23:04.33	17
19	#1325	BRYANT, MARISSA		ROYALTON HARTLAND	7:28.0	23:08.60	18
20	#752	SIEGMANN, SARA	12	NEWFANE	7:30.4	23:16.13	19
21	#852	WILSON, MELANIE	12	SILVER CREEK	7:30.7	23:17.01	
22	#483	LENZ, GIA	9	EDEN	7:32.2	23:21.74	20
23	#485	SCHRECENGOST, MYA	12	EDEN	7:36.0	23:33.43	21
24	#851	LOCKWOOD, AMBER	12	SILVER CREEK	7:38.3	23:40.53	
25	#345	KOLB, HAYDEN	12	ALLEGANY-LIMESTONE	7:39.9	23:45.65	22
26	#346	KOLB, LINDSEY	12	ALLEGANY-LIMESTONE	7:42.0	23:52.06	
27	#1334	STANCZYK, LILIANA		ROYALTON HARTLAND	7:45.1	24:01.75	23
28	#488	WRAY, JULIANA	12	EDEN	7:46.7	24:06.78	24
29	#1332	SILSBY, SAMANTHA		ROYALTON HARTLAND	7:57.0	24:38.73	25
30	#1329	MILES, JULIA		ROYALTON HARTLAND	8:00.1	24:48.16	26
31	#868	OHL, MARLEY	11	SOUTHWESTERN	8:01.0	24:51.05	27
32	#1330	OSSONT, JILLIAN		ROYALTON HARTLAND	8:02.1	24:54.48	28
33	#864	COLBURN, LUCY	11	SOUTHWESTERN	8:20.4	25:51.10	29
34	#639	CIESLAK, CATHERINE	12	JFK BUFFALO	8:22.9	25:58.75	
35	#749	GIBSON, SIENNA	7	NEWFANE	8:22.9	25:58.83	30
36	#640	HIRNER, VICTORIA	10	JFK BUFFALO	8:23.2	25:59.85	
37	#861	ANDERSON, GRACE	11	SOUTHWESTERN	8:39.3	26:49.82	31
38	#863	CARD, TRYNITI	9	SOUTHWESTERN	8:43.0	27:01.03	32
39	#482	JOHNSON, EMMA	11	EDEN	8:58.3	27:48.73	33
40	#753	THOMPSON, NIAMH	10	NEWFANE	9:04.1	28:06.70	
41	#866	LONG, BROOKE	11	SOUTHWESTERN	9:09.1	28:22.17	
42	#421	HOLLISTER, SYDNEY	12	CLEVELAND HILL	9:54.7	30:43.59	
43	#418	BOGDANETS, JESSICA	11	CLEVELAND HILL	9:59.1	30:57.12	

Team Scores

Rank	Team	Total	1	2	3	4	5	*6	*7	*8	*9
=====											
CLASS C1 Results 3.1Mile Mile Run											
1	EAST AURORA	19	1	3	4	5	6	7	8		
	Total Time:	1:41:42.19									
	Average:	20:20.44									
2	ALDEN	72	10	11	13	14	24				
	Total Time:	1:58:22.63									
	Average:	23:40.53									
3	AKRON	82	12	16	17	18	19	20	27		
	Total Time:	2:00:33.46									
	Average:	24:06.70									
4	SPRINGVILLE-GRIFFITH INST	120	2	9	28	40	41				
	Total Time:	2:10:41.87									
	Average:	26:08.38									
5	ALBION	137	21	23	26	30	37				
	Total Time:	2:11:06.47									
	Average:	26:13.30									
6	FREDONIA HS	149	22	29	31	33	34	35	36		

Total Time: 2:11:59.09

Average: 26:23.82

7 TONAWANDA 149 15 25 32 38 39

Total Time: 2:15:22.11

Average: 27:04.43

CLASS C2 Results 3.1Mile Mile Run

1 ALLEGANY-LIMESTONE 28 1 4 6 8 9 15 22

Total Time: 1:42:33.57

Average: 20:30.72

2 NEWFANE 52 2 7 12 14 17 19 30

Total Time: 1:48:25.58

Average: 21:41.12

3 SOUTHWESTERN 74 3 5 10 27 29 31 32

Total Time: 1:52:42.58

Average: 22:32.52

4 EDEN 81 11 13 16 20 21 24 33

Total Time: 1:54:46.41

Average: 22:57.29

5 ROYALTON HARTLAND 120 18 23 25 26 28

Total Time: 2:01:31.72

Average: 24:18.35

East Aurora High School

HY-TEK's Meet Manager

Section VI State Qualifier XC Championship - 11/4/2022

ALDEN HIGH SCHOOL

Last Completed Event

Event 707 Women 3.1 Mile Run CC CLASS C GIRL

Name	Year	School	Avg Mile	Finals	Points
1 #347 NAPOLEON, ANGELINA	12	ALLEGANY-LIMESTONE	5:46.1	17:52.76	1
2 #746 BOWMAN, KYLIE	11	NEWFANE	6:08.7	19:02.81	2
3 #865 LEWIS, EMMA	8	SOUTHWESTERN	6:15.2	19:23.12	3
4 #466 HOUGHTON, KAILYN	9	EAST AURORA	6:16.6	19:27.45	4
5 #879 MELNIK, KIRSTEN	10	SPRINGVILLE-	6:20.4	19:39.19	5
6 #469 O'LEARY, EMILIA	10	EAST AURORA	6:20.5	19:39.58	6
7 #471 SCHOENEMAN, CATHER	10	EAST AURORA	6:27.3	20:00.64	7
8 #348 PETERS, LILIANNA	12	ALLEGANY-LIMESTONE	6:33.0	20:18.29	8
9 #862 BROWN, LUCY	9	SOUTHWESTERN	6:37.4	20:31.87	9
10 #470 OWENS, HOPE	9	EAST AURORA	6:47.9	21:04.48	10
11 #342 COLLINS, ASHLYN	12	ALLEGANY-LIMESTONE	6:51.0	21:13.90	11
12 #748 ERSING, CATALENA	12	NEWFANE	6:51.4	21:15.13	12
13 #344 DUGGAN, ELEXA	7	ALLEGANY-LIMESTONE	6:54.3	21:24.18	13
14 #467 HULME, SAMANTHA	12	EAST AURORA	6:56.2	21:30.04	14
15 #472 WANGELIN, LILY	8	EAST AURORA	6:59.7	21:40.91	15
16 #343 COULTER, LILLY	11	ALLEGANY-LIMESTONE	7:00.8	21:44.43	16
17 #468 MALONEY, KATHERINE	8	EAST AURORA	7:04.9	21:57.06	17
18 #465 HOAK, EVELYN	10	EAST AURORA	7:05.8	21:59.76	
19 #867 LUNDMARK, LEXI	12	SOUTHWESTERN	7:07.6	22:05.44	18
20 #850 BOWERS, EMILY	11	SILVER CREEK	7:07.7	22:05.76	
21 #481 FODOR, GIULIANA	9	EDEN	7:11.6	22:17.93	19
22 #747 CENTNER, JORDYN	9	NEWFANE	7:13.7	22:24.30	20
23 #877 BOGNER, ISABELLA	7	SPRINGVILLE-	7:13.7	22:24.43	21
24 #486 STALKER, OLIVIA	9	EDEN	7:17.2	22:35.05	22
25 #750 PASQUALE, ISABELLA	10	NEWFANE	7:18.4	22:39.01	23
26 #334 WITMER, SYLVIA	10	ALDEN	7:21.2	22:47.47	24
27 #349 SHEEHY, ERIN	11	ALLEGANY-LIMESTONE	7:23.9	22:55.96	25
28 #484 PINEAU, HANNAH	10	EDEN	7:24.6	22:58.26	26
29 #332 MIKULSKI, SOPHIA	10	ALDEN	7:25.6	23:01.14	27
30 #751 SHULZ, HANNAH	11	NEWFANE	7:26.6	23:04.33	28
31 #1325 BRYANT, MARISSA		ROYALTON HARTLAND	7:28.0	23:08.60	29
32 #307 WALL, KRISTINE	9	AKRON	7:28.5	23:10.35	30
33 #738 SMITH, ARIEL	9	MEDINA	7:28.8	23:11.14	
34 #446 DURHAM, JULIE	11	DEPEW	7:29.5	23:13.36	
35 #752 SIEGMANN, SARA	12	NEWFANE	7:30.4	23:16.13	31
36 #852 WILSON, MELANIE	12	SILVER CREEK	7:30.7	23:17.01	
37 #483 LENZ, GIA	9	EDEN	7:32.2	23:21.74	32
38 #485 SCHRECENGOST, MYA	12	EDEN	7:36.0	23:33.43	33
39 #333 SENTZ, EMILY	10	ALDEN	7:37.2	23:37.19	34
40 #851 LOCKWOOD, AMBER	12	SILVER CREEK	7:38.3	23:40.53	
41 #345 KOLB, HAYDEN	12	ALLEGANY-LIMESTONE	7:39.9	23:45.65	35
42 #346 KOLB, LINDSEY	12	ALLEGANY-LIMESTONE	7:42.0	23:52.06	
43 #330 BISHOP, HANNAH	11	ALDEN	7:42.8	23:54.44	36
44 #1334 STANCZYK, LILIANA		ROYALTON HARTLAND	7:45.1	24:01.75	37
45 #936 SEVENSKI, AUBREY	8	TONAWANDA	7:46.2	24:05.13	38
46 #304 KOOPMAN, WHITLEY	9	AKRON	7:46.5	24:05.91	39
47 #488 WRAY, JULIANA	12	EDEN	7:46.7	24:06.78	40
48 #302 FORRESTEL, EMMA MA	11	AKRON	7:51.4	24:21.36	41
49 #305 RODRIGUEZ, JULIANA	12	AKRON	7:53.1	24:26.57	42
50 #1000 BORYNSKI, JAZMINE	11	AKRON	7:54.0	24:29.27	43
51 #737 MARK, MADELINE	8	MEDINA	7:55.4	24:33.65	
52 #1332 SILSBY, SAMANTHA		ROYALTON HARTLAND	7:57.0	24:38.73	44
53 #1329 MILES, JULIA		ROYALTON HARTLAND	8:00.1	24:48.16	45
54 #303 JANIK, SOPHIA	12	AKRON	8:00.2	24:48.46	46
55 #868 OHL, MARLEY	11	SOUTHWESTERN	8:01.0	24:51.05	47

56	#319 NESBITT, GRACE	8	ALBION	8:01.4	24:52.28	48
57	#1330 OSSONT, JILLIAN		ROYALTON HARTLAND	8:02.1	24:54.48	49
58	#519 LUCE, BROOKE	9	FREDONIA HS	8:02.1	24:54.49	50
59	#322 SIDARI, GINA	11	ALBION	8:03.0	24:57.15	51
60	#331 CLIFFORD, REBECCA	11	ALDEN	8:04.7	25:02.39	52
61	#735 BAKER-AUSTIN, FAIT	9	MEDINA	8:06.9	25:09.19	
62	#932 BROWNING, EMILY	9	TONAWANDA	8:09.8	25:18.24	53
63	#320 OLLES, MAGGIE	10	ALBION	8:15.0	25:34.27	54
64	#301 ESPOSITO, EMMA	12	AKRON	8:19.3	25:47.76	55
65	#864 COLBURN, LUCY	11	SOUTHWESTERN	8:20.4	25:51.10	56
66	#639 CIESLAK, CATHERINE	12	JFK BUFFALO	8:22.9	25:58.75	
67	#749 GIBSON, SIENNA	7	NEWFANE	8:22.9	25:58.83	57
68	#640 HIRNER, VICTORIA	10	JFK BUFFALO	8:23.2	25:59.85	
69	#878 KUJAWA, ABBY	8	SPRINGVILLE-	8:30.2	26:21.62	58
70	#522 ROBB, KALEY	11	FREDONIA HS	8:33.9	26:33.08	59
71	#318 MOORE, MEGANNE	11	ALBION	8:35.2	26:36.88	60
72	#518 KAISER CALLEN, MOS	9	FREDONIA HS	8:37.0	26:42.62	61
73	#935 LASHER, CHLOE	7	TONAWANDA	8:37.7	26:44.80	62
74	#449 RODRIGUES, ARIANNA	9	DEPEW	8:38.1	26:45.96	
75	#520 MCCANN, EMILY	10	FREDONIA HS	8:39.2	26:49.26	63
76	#861 ANDERSON, GRACE	11	SOUTHWESTERN	8:39.3	26:49.82	64
77	#521 PRYLL, GLASYA	10	FREDONIA HS	8:42.5	26:59.64	65
78	#863 CARD, TRYNITI	9	SOUTHWESTERN	8:43.0	27:01.03	66
79	#800 BROWN, JABRE-YAH	9	OLEAN	8:47.3	27:14.54	
80	#801 RUCINSKI, SOFIA	10	OLEAN	8:58.1	27:48.10	
81	#482 JOHNSON, EMMA	11	EDEN	8:58.3	27:48.73	67
82	#753 THOMPSON, NIAMH	10	NEWFANE	9:04.1	28:06.70	
83	#517 HENDERSON, MARLA	9	FREDONIA HS	9:06.1	28:12.74	68
84	#866 LONG, BROOKE	11	SOUTHWESTERN	9:09.1	28:22.17	
85	#516 HELLWIG, ALLISON	9	FREDONIA HS	9:11.0	28:28.10	69
86	#736 BIESINGER, TESSA	10	MEDINA	9:13.4	28:35.33	
87	#447 PENDERS, JASMINE	12	DEPEW	9:18.7	28:51.97	
88	#317 MATHES, SHANIA	9	ALBION	9:23.2	29:05.89	70
89	#933 CASTILLO, OLIVIA	11	TONAWANDA	9:27.7	29:19.76	71
90	#934 GRIMALDI, ALEXA	10	TONAWANDA	9:38.8	29:54.18	72
91	#501 WILCOX, MIRANDA	11	FALCONER	9:54.7	30:43.57	
92	#421 HOLLISTER, SYDNEY	12	CLEVELAND HILL	9:54.7	30:43.59	
93	#418 BOGDANETS, JESSICA	11	CLEVELAND HILL	9:59.1	30:57.12	
94	#881 SPRAGUE, NORALEE	11	SPRINGVILLE-	10:01.5	31:04.46	73
95	#882 TARTICK, AMANDA	8	SPRINGVILLE-	10:04.0	31:12.17	74
96	#500 SHELDON, ANASASTIA	10	FALCONER	10:33.9	32:44.97	

Team Scores

Rank	Team	Total	1	2	3	4	5	*6	*7	*8	*9
1	EAST AURORA	41	4	6	7	10	14	15	17		
	Total Time:	1:41:42.19									
	Average:	20:20.44									
2	ALLEGANY-LIMESTONE	49	1	8	11	13	16	25	35		
	Total Time:	1:42:33.57									
	Average:	20:30.72									
3	NEWFANE	85	2	12	20	23	28	31	57		
	Total Time:	1:48:25.58									
	Average:	21:41.12									
4	EDEN	132	19	22	26	32	33	40	67		
	Total Time:	1:54:46.41									
	Average:	22:57.29									
5	SOUTHWESTERN	133	3	9	18	47	56	64	66		
	Total Time:	1:52:42.58									
	Average:	22:32.52									
6	ALDEN	173	24	27	34	36	52				
	Total Time:	1:58:22.63									
	Average:	23:40.53									
7	AKRON	195	30	39	41	42	43	46	55		

East Aurora High School

HY-TEK's Meet Manager

Section VI State Qualifier XC Championship - 11/4/2022

ALDEN HIGH SCHOOL

Last Completed Event

Event 704 Men 3.1 Mile Run CC CLASS D BOYS

Name	Year	School	Avg Mile	Finals	Points
1 #844 KELLY, ROAN	11	RANDOLPH	5:17.1	16:22.84	1
2 #720 VERBOSKY, ETHAN	9	MAPLE GROVE	5:23.8	16:43.52	2
3 #379 ALLEE-CASTRO, MASO	12	BARKER	5:27.0	16:53.66	3
4 #1324 RUBLE, JAYDAN	10	WILSON (SEC 6)	5:36.3	17:22.42	4
5 #536 DIAZ, JUVENAL	11	FREWSBURG	5:39.9	17:33.57	5
6 #512 CORNELL, GRANT	9	FRANKLINVILL	5:41.1	17:37.15	
7 #1354 KENT, CODY		FREWSBURG	5:41.9	17:39.79	6
8 #533 BARBER, MICAH	12	FREWSBURG	5:44.2	17:46.97	7
9 #721 VERBOSKY, SEAN	11	MAPLE GROVE	5:50.2	18:05.52	8
10 #438 DUNNEWOLD, LUCAS	11	CLYMER-SHERM	5:52.3	18:11.86	9
11 #383 FAY, LUKE	9	BARKER	5:52.7	18:13.33	10
12 #1322 JONES, JOEY-DANE	10	WILSON (SEC 6)	5:55.5	18:21.83	11
13 #564 SHULL, DREW	12	GOWANDA	5:56.9	18:26.31	12
14 #717 CORNELL, BEN	12	MAPLE GROVE	5:57.8	18:28.97	13
15 #382 DONOVAN, DAWSON	12	BARKER	5:57.8	18:29.20	14
16 #566 TWOGUNS, JAYSON	11	GOWANDA	6:00.9	18:38.70	15
17 #385 SANDOLFINI, NOAH	10	BARKER	6:03.8	18:47.80	16
18 #1320 FOXVOG, KEEGAN	12	WILSON (SEC 6)	6:04.5	18:49.85	17
19 #538 PITTS, XANDER	11	FREWSBURG	6:06.7	18:56.58	18
20 #561 BOLEN, CHASE	10	GOWANDA	6:07.1	18:57.86	19
21 #967 THARNISH, JACK	10	WEST VALLEY	6:07.7	18:59.62	20
22 #535 COLLINS, NOAH	12	FREWSBURG	6:07.7	18:59.88	21
23 #714 ASHBAUGH, JOSHUA	8	MAPLE GROVE	6:08.5	19:02.19	22
24 #563 MOHAWK, DUSTIN	9	GOWANDA	6:08.7	19:02.90	23
25 #565 STEVENS, HA'TSLHGA	10	GOWANDA	6:11.2	19:10.48	24
26 #567 WILSON, MASON	10	GOWANDA	6:12.5	19:14.59	25
27 #381 CIMATO, ALBERT	11	BARKER	6:15.7	19:24.63	26
28 #843 KELLY, RHYS	9	RANDOLPH	6:17.3	19:29.66	27
29 #380 CANTRELL, BRADFORD	12	BARKER	6:20.1	19:38.24	28
30 #715 BARTON, CALEB	11	MAPLE GROVE	6:20.4	19:39.12	29
31 #846 PARSON, JORDAN	12	RANDOLPH	6:21.7	19:43.18	30
32 #386 VOSS, AIDAN	12	BARKER	6:25.4	19:54.65	31
33 #719 LEWIS, JACOB	9	MAPLE GROVE	6:25.4	19:54.69	32
34 #384 HARRIS, OWEN	10	BARKER	6:25.4	19:54.69	
35 #562 HUDSON, MADDOX	8	GOWANDA	6:26.1	19:56.65	33
36 #440 GUZMAN, MAX	10	CLYMER-SHERM	6:26.3	19:57.29	34
37 #437 COOKE, BEN	11	CLYMER-SHERM	6:26.4	19:57.87	35
38 #965 PETERS, NICHOLAS	11	WEST VALLEY	6:27.5	20:01.09	36
39 #441 HOWARD, KODY	8	CLYMER-SHERM	6:31.1	20:12.41	37
40 #1321 JOHNSTON, TYLER	10	WILSON (SEC 6)	6:33.8	20:20.77	38
41 #963 KLAHN, NOAH	8	WEST VALLEY	6:35.4	20:25.71	39
42 #539 SEARS, JACOB	12	FREWSBURG	6:36.1	20:27.81	40
43 #1323 MESSING, RYAN	11	WILSON (SEC 6)	6:37.0	20:30.69	41
44 #439 FADALE, FINN	9	CLYMER-SHERM	6:37.1	20:30.96	42
45 #537 PETERSON, DANIEL	10	FREWSBURG	6:38.2	20:34.30	43
46 #442 JOHNSON, RJ	8	CLYMER-SHERM	6:48.1	21:04.99	44
47 #1318 BROWN, TYLER	10	WILSON (SEC 6)	6:51.3	21:14.81	45
48 #534 COLLEY, NATE	11	FREWSBURG	6:53.2	21:20.78	
49 #444 SHAMPOE, TRENT	11	CLYMER-SHERM	6:58.8	21:38.07	46
50 #514 MURRAY, AIDAN	12	FRANKLINVILL	6:59.3	21:39.75	
51 #842 FISCHER, DAMON	12	RANDOLPH	7:02.6	21:50.05	47
52 #718 CORNELL, NICK	8	MAPLE GROVE	7:07.4	22:04.97	48
53 #443 MARTIN-LACAYO, ISH	11	CLYMER-SHERM	7:15.1	22:28.78	
54 #964 KOWALSKI, JOSH	10	WEST VALLEY	7:17.1	22:34.74	49
55 #387 MERRILL, GRADY	9	CATTARAUGUS-	7:21.3	22:47.94	

56	#716 CARR, SETH	10	MAPLE GROVE	7:24.8	22:58.88	
57	#845 MCDONALD, DEMPSEY	10	RANDOLPH	7:25.9	23:02.30	50
58	#1319 EDMISTER, BRAYDEN	9	WILSON (SEC 6)	7:31.6	23:19.93	51
59	#511 BRETON, DOMINIC	12	FRANKLINVILL	7:36.1	23:33.72	
60	#515 RILING, JESSE	12	FRANKLINVILL	7:44.3	23:59.13	
61	#966 SMITH, SLATER	10	WEST VALLEY	7:57.9	24:41.49	52
62	#841 ASHDOWN, NICHOLAS	9	RANDOLPH	8:34.0	26:33.32	53

Team Scores

Rank	Team	Total	1	2	3	4	5	*6	*7	*8	*9
1	FREWSBURG	57	5	6	7	18	21	40	43		
	Total Time:	1:30:56.79									
	Average:	18:11.36									
2	BARKER	69	3	10	14	16	26	28	31		
	Total Time:	1:31:48.62									
	Average:	18:21.73									
3	MAPLE GROVE	74	2	8	13	22	29	32	48		
	Total Time:	1:31:59.32									
	Average:	18:23.87									
4	GOWANDA	93	12	15	19	23	24	25	33		
	Total Time:	1:34:16.25									
	Average:	18:51.25									
5	WILSON (SEC 6)	111	4	11	17	38	41	45	51		
	Total Time:	1:35:25.56									
	Average:	19:05.12									
6	RANDOLPH	155	1	27	30	47	50	53			
	Total Time:	1:40:28.03									
	Average:	20:05.61									
7	CLYMER-SHERMAN-PANAMA	157	9	34	35	37	42	44	46		
	Total Time:	1:38:50.39									
	Average:	19:46.08									
8	WEST VALLEY	196	20	36	39	49	52				
	Total Time:	1:46:42.65									
	Average:	21:20.53									

East Aurora High School

HY-TEK's Meet Manager

Section VI State Qualifier XC Championship - 11/4/2022

ALDEN HIGH SCHOOL

Last Completed Event

Event 708 Women 3.1 Mile Run CC CLASS D GIRL

Name	Year	School	Avg Mile	Finals	Points
1 #429 FLIKKEMA, TESS	10	CLYMER-SHERM	6:36.1	20:27.67	1
2 #373 EVANS, EMMA	11	BARKER	6:42.2	20:46.68	2
3 #959 HARMONY, OLIVIA	9	WEST VALLEY	6:52.0	21:17.08	
4 #434 SCHAUMAN, HANNAH	12	CLYMER-SHERM	6:55.9	21:29.26	3
5 #558 HUDSON, CALIE	11	GOWANDA	6:57.3	21:33.53	4
6 #435 SWAN, LEIGHANNE	12	CLYMER-SHERM	6:59.0	21:38.63	5
7 #531 TROCKI, JADYN	8	FREWSBURG	7:00.4	21:43.21	
8 #712 HAINES, PRESLEY	10	MAPLE GROVE	7:03.2	21:51.78	6
9 #432 ODELL, HALEY	11	CLYMER-SHERM	7:06.1	22:00.67	7
10 #1316 JOWDY, MADELYNNE	10	WILSON (SEC 6)	7:07.3	22:04.46	8
11 #431 MARTIN-LACAYO, SOL	10	CLYMER-SHERM	7:07.3	22:04.62	9
12 #1315 INGWERSEN, ELLA	10	WILSON (SEC 6)	7:07.7	22:05.72	10
13 #710 ELLISS, LILY	7	MAPLE GROVE	7:08.0	22:06.70	11
14 #708 BOHALL, LILY	9	MAPLE GROVE	7:08.1	22:07.00	12
15 #376 SAMSON, LYDIA	12	BARKER	7:12.5	22:20.51	13
16 #378 WOOCK, MIKALA	10	BARKER	7:13.8	22:24.52	14
17 #838 ROWLAND, GRACYN	9	RANDOLPH	7:18.9	22:40.41	
18 #713 LAI, LIZZIE	12	MAPLE GROVE	7:20.7	22:46.17	15
19 #711 FESSEL, EVALYN	8	MAPLE GROVE	7:22.4	22:51.23	16
20 #560 PUPO, AUTUMN	10	GOWANDA	7:22.8	22:52.57	17
21 #433 PERSONS, TAYDEN	11	CLYMER-SHERM	7:30.2	23:15.50	18
22 #1317 WAGNER, CASSIDY	12	WILSON (SEC 6)	7:39.1	23:43.09	19
23 #430 KRINER, CAITLYN	8	CLYMER-SHERM	7:43.8	23:57.66	20
24 #709 BRUNENAVS, ELLIE	8	MAPLE GROVE	7:47.0	24:07.48	21
25 #960 LECKEY, OLYMPIA	12	WEST VALLEY	7:52.9	24:25.88	
26 #436 WARNER, BROOKE	9	CLYMER-SHERM	7:54.5	24:30.92	
27 #532 TROCKI, TEGHAN	10	FREWSBURG	7:56.8	24:38.01	
28 #706 BENEDETTO, MAE	9	MAPLE GROVE	8:17.6	25:42.41	22
29 #1314 FREATMAN, ABIGAIL	11	WILSON (SEC 6)	8:34.5	26:34.89	23
30 #962 PARISH, VICTORIA	10	WEST VALLEY	8:34.5	26:34.90	
31 #556 GABEL, ALHANNA	11	GOWANDA	8:36.8	26:41.84	24
32 #839 ROWLAND, RYANN	8	RANDOLPH	8:40.3	26:52.80	
33 #509 MARCHESE, LUCIANA	11	FRANKLINVILL	8:57.9	27:47.48	
34 #837 OLEJNICZAK, LEAH	9	RANDOLPH	9:13.6	28:36.16	
35 #840 SMITH, SIERRA	11	RANDOLPH	9:24.1	29:08.55	
36 #530 HALLENBECK, OLIVIA	10	FREWSBURG	9:25.7	29:13.64	
37 #377 SAMSON, RACHEL	10	BARKER	9:36.8	29:47.93	25
38 #555 FARNER, KAILYN	12	GOWANDA	9:40.7	30:00.12	26
39 #374 HARRIS, EVANGELINE	10	BARKER	9:45.3	30:14.19	27
40 #961 PARISH, MAGDELENA	10	WEST VALLEY	9:50.8	30:31.27	
41 #375 PEACE, LILLIA	11	BARKER	9:51.4	30:33.20	28
42 #554 ELLIOTT, JAYLYNN	10	GOWANDA	9:54.0	30:41.21	29
43 #1313 CHASE, AURORA	9	WILSON (SEC 6)	10:11.4	31:35.20	30
44 #559 MOHAWK, LEA	12	GOWANDA	10:22.6	32:09.89	31

Team Scores

Rank	Team	Total	1	2	3	4	5	*6	*7	*8	*9
1	CLYMER-SHERMAN-PANAMA	25	1	3	5	7	9	18	20		
	Total Time:	1:47:40.85									
	Average:	21:32.17									
2	MAPLE GROVE	60	6	11	12	15	16	21	22		
	Total Time:	1:51:42.88									
	Average:	22:20.58									

3 BARKER	81	2	13	14	25	27	28
Total Time: 2:05:33.83							
Average: 25:06.77							
4 WILSON (SEC 6)	90	8	10	19	23	30	
Total Time: 2:06:03.36							
Average: 25:12.68							
5 GOWANDA	100	4	17	24	26	29	31
Total Time: 2:11:49.27							
Average: 26:21.86							

Section VI State Qualifier XC Championship - 11/4/2022

ALDEN HIGH SCHOOL

Results

Event 709 Women 3.1 Mile Run CC CLASS A GIRL

Name	Year	School	Avg Mile	Finals	H#	Points
Results - Women						
1 BOGDAN, LILLIE	10	FRONTIER	5:56.5	17:49.31	1	1
2 NAPOLEON, ANGELINA	12	ALLEGANY-LIMESTONE	5:57.6	17:52.76	10	2
3 GATTO, MIRANDA	12	NIAGARA-WHEATFIELD	6:09.8	18:29.15	1	3
4 BARLETTE, NOEL	11	ORCHARD PARK	6:12.2	18:36.59	1	4
5 BOWMAN, KYLIE	11	NEWFANE	6:21.0	19:02.81	10	5
6 O'ROURKE, JILLIAN	12	ORCHARD PARK	6:23.2	19:09.45	1	6
7 AMERLINCK, BRIER	--	WILLIAMSVILLE NORTH	6:27.4	19:22.22	1	7
8 LEWIS, EMMA	8	SOUTHWESTERN	6:27.7	19:23.12	10	8
9 HOUGHTON, KAILYN	9	EAST AURORA	6:29.2	19:27.45	10	9
10 ZUGELDER, SHANNON	9	STARPOINT	6:32.7	19:38.04	25	10
11 MELNIK, KIRSTEN	10	SPRINGVILLE-	6:33.1	19:39.19	10	11
12 O'LEARY, EMILIA	10	EAST AURORA	6:33.2	19:39.58	10	12
13 FISHER, CHLOE	12	FRONTIER	6:35.8	19:47.30	1	13
14 SCHOENEMAN, CATHERINE	10	EAST AURORA	6:40.3	20:00.64	10	14
15 WIERER, HANNAH	12	ORCHARD PARK	6:44.1	20:12.29	1	15
16 PETERS, LILIANNA	12	ALLEGANY-LIMESTONE	6:46.1	20:18.29	10	16
17 FLIKKEMA, TESS	10	CLYMER-SHERM	6:49.3	20:27.67	20	17
18 PACOULOUTE, ANNABELLE	10	STARPOINT	6:49.7	20:28.95	25	18
19 BROWN, LUCY	9	SOUTHWESTERN	6:50.7	20:31.87	10	19
20 GULLO, JULIA	10	LANCASTER	6:50.8	20:32.22	1	20
21 LAZARZ, BROOKLYN	9	PIONEER	6:51.0	20:32.94	25	21
22 SMITH, AURORA	12	HAMBURG	6:51.7	20:35.02	25	22
23 WOLFLEY, LILY	12	CLARENCE	6:53.2	20:39.41	1	23
24 PODGORSKI, BROOKE	12	CLARENCE	6:53.3	20:39.80	1	24
25 PRISET, EMILY	9	CLARENCE	6:55.5	20:46.28	2	25
26 EVANS, EMMA	11	BARKER	6:55.6	20:46.68	20	26
27 SERVIS, MIA	12	CLARENCE	6:58.3	20:54.65	2	27
28 OWENS, HOPE	9	EAST AURORA	7:01.5	21:04.48	10	28
29 KUPCHANKO, MELIA	9	WILLIAMSVILLE NORTH	7:02.4	21:07.04	2	29
30 ROWE, MAKAYLA	11	FRONTIER	7:02.7	21:07.93	2	30
31 HERMAN, ELLA	12	HAMBURG	7:03.7	21:11.02	25	31
32 COLLINS, ASHLYN	12	ALLEGANY-LIMESTONE	7:04.7	21:13.90	11	32
33 ERSING, CATALENA	12	NEWFANE	7:05.1	21:15.13	11	33
34 BUCK, ISABELLA	11	CLARENCE	7:05.2	21:15.61	2	34
35 HARMONY, OLIVIA	9	WEST VALLEY	7:05.7	21:17.08	20	
36 CEDRO, SARA	12	IROQUOIS	7:06.1	21:18.13	25	35
37 MEIER, OLIVIA	11	WILLIAMSVILLE SOUTH	7:06.3	21:18.66	25	36
38 SMITH, JORJA	11	KENMORE EAST	7:06.7	21:19.98	26	
39 LAWRENCE, KASIA	10	LANCASTER	7:07.3	21:21.86	2	37
40 DUGGAN, ELEXA	7	ALLEGANY-LIMESTONE	7:08.1	21:24.18	11	38
41 BRADY, TEAGHAN	8	NIAGARA-WHEATFIELD	7:08.6	21:25.59	2	39
42 CZEKANSKI, ANNABELLE	10	ORCHARD PARK	7:08.7	21:25.87	2	40
43 AMERLINCK, KELSEY	--	WILLIAMSVILLE NORTH	7:08.8	21:26.32	2	41
44 DESIDERIO, EMILY	7	NIAGARA-WHEATFIELD	7:09.1	21:27.10	2	42
45 SCHAUMAN, HANNAH	12	CLYMER-SHERM	7:09.8	21:29.26	20	43
46 KOSMOSKI, GRACE	9	LANCASTER	7:10.0	21:29.89	3	44
47 UEBELHOER, SIENNA	11	IROQUOIS	7:10.1	21:30.03	25	45
48 HULME, SAMANTHA	12	EAST AURORA	7:10.1	21:30.04	11	46
49 DAVIES, JILLIAN	10	NIAGARA-WHEATFIELD	7:10.1	21:30.16	3	47
50 WIERER, ALICE	9	ORCHARD PARK	7:10.6	21:31.56	3	48
51 HUDSON, CALIE	11	GOWANDA	7:11.2	21:33.53	20	49
52 SCHMITT, GRETA	10	HAMBURG	7:12.0	21:36.00	26	50

Section VI State Qualifier XC Championship - 11/4/2022

ALDEN HIGH SCHOOL

Results

...Event 709 Women 3.1 Mile Run CC CLASS A GIRL

53	SWAN, LEIGHANNE	12	CLYMER-SHERM	7:12.9	21:38.63	20	51
54	WANGELIN, LILY	8	EAST AURORA	7:13.7	21:40.91	11	52
55	DRENNAN, KEVINA	12	PIONEER	7:13.7	21:40.98	25	53
56	ASCONE, BELLA	11	WILLIAMSVILLE EAST	7:14.3	21:42.90	26	
57	TROCKI, JADYN	8	FREWSBURG	7:14.4	21:43.21	20	
58	MCPMAHON, PAIGE	11	WEST SENECA WEST	7:14.5	21:43.34	3	54
59	COULTER, LILLY	11	ALLEGANY-LIMESTONE	7:14.9	21:44.43	11	55
60	WOLFLEY, EVA	10	CLARENCE	7:15.9	21:47.44	3	56
61	WALISZEWSKI, SOPHIA	10	STARPOINT	7:15.9	21:47.59	26	57
62	SNOWBERGER, AMANDA	12	NIAGARA-WHEATFIELD	7:17.3	21:51.75	3	58
63	HAINES, PRESLEY	10	MAPLE GROVE	7:17.3	21:51.78	20	59
64	JOHNSON, CAROLINE	11	CLARENCE	7:18.0	21:53.99	3	60
65	TANSKI, GRACE	11	HAMBURG	7:18.5	21:55.36	26	61
66	MALONEY, KATHERINE	8	EAST AURORA	7:19.1	21:57.06	11	62
67	CLASSER, PEYTON	11	WILLIAMSVILLE EAST	7:19.3	21:57.79	27	
68	HOAK, EVELYN	10	EAST AURORA	7:20.0	21:59.76	11	
69	ODELL, MALEY	11	CLYMER-SHERM	7:20.3	22:00.67	20	63
70	JOWDY, HADELYNNE	10	WILSON (SEC 6)	7:21.5	22:04.46	20	64
71	MARTIN-LACAYO, SOLKI	10	CLYMER-SHERM	7:21.6	22:04.62	21	65
72	LUNDMARK, LEXI	12	SOUTHWESTERN	7:21.9	22:05.44	11	66
73	INGWERSEN, ELLA	10	WILSON (SEC 6)	7:21.9	22:05.72	21	67
74	BOWERS, EMILY	11	SILVER CREEK	7:22.0	22:05.76	12	
75	ELLISS, LILY	7	MAPLE GROVE	7:22.3	22:06.70	21	68
76	BOHALL, LILY	9	MAPLE GROVE	7:22.4	22:07.00	21	69
77	GEIBEL, HAYDEN	12	NIAGARA-WHEATFIELD	7:23.1	22:09.10	3	70
78	ZENTZ, SOPHIE	11	GRAND ISLAND	7:23.7	22:10.89	27	71
79	DORAN, KENNEDY	12	LOCKPORT	7:24.7	22:13.90	3	
80	WISNOSKI, ISABELLE	9	CLARENCE	7:25.2	22:15.41	3	
81	ZACK, CARLY	12	LANCASTER	7:25.8	22:17.33	4	72
82	FODOR, GIULIANA	9	EDEN	7:26.0	22:17.93	12	73
83	JENSEN, ALEXANDRA	11	GRAND ISLAND	7:26.3	22:18.65	27	74
84	SAMSON, LYDIA	12	BARKER	7:26.9	22:20.51	21	75
85	SCHERER, FELICITY	10	AMHERST	7:27.0	22:21.02	27	76
86	NUGENT, TAYLOR	10	SWEET HOME	7:27.1	22:21.11	27	77
87	ZIMMERMAN, SYDNEY	10	AMHERST	7:27.9	22:23.55	28	78
88	CENTNER, JORDYN	9	NEWFANE	7:28.1	22:24.30	12	79
89	BOGNER, ISABELLA	7	SPRINGVILLE-	7:28.2	22:24.43	11	80
90	WOOCK, MIKALA	10	BARKER	7:28.2	22:24.52	21	81
91	ZUPO, MEGAN	11	STARPOINT	7:28.8	22:26.14	28	82
92	ROE, KENDAL	12	WEST SENECA WEST	7:28.8	22:26.24	4	83
93	TOWER, CHARLOTTE	9	GRAND ISLAND	7:28.8	22:26.29	28	84
94	BAUER, MAYA		LAKE SHORE	7:29.0	22:26.95	25	
95	SMALDINO, CLAIRE		LAKE SHORE	7:29.1	22:27.29	26	
96	CHEN, JOLIN	12	AMHERST	7:30.3	22:30.77	28	85
97	STALKER, OLIVIA	9	EDEN	7:31.7	22:35.05	12	86
98	SPANITZ, AVA	9	IROQUOIS	7:32.9	22:38.61	26	87
99	PASQUALE, ISABELLA	10	NEWFANE	7:33.0	22:39.01	12	88
100	FRONCZAK, ALEXIS	10	MARYVALE	7:33.4	22:40.14	26	89
101	ROWLAND, GRACYN	9	RANDOLPH	7:33.5	22:40.41	21	
102	WAGNER, ELIZABETH	11	NIAGARA FALLS	7:34.0	22:41.80	4	90
103	PIEGZA, ERIN	12	AMHERST	7:34.3	22:42.70	28	91
104	RAGLOW-DEFRANCO, ELAINE	12	NIAGARA-WHEATFIELD	7:34.3	22:42.77	4	92
105	WITUCKI, MEADOW	8	LANCASTER	7:34.4	22:43.20	4	93
106	FESMIRE, OLIVIA	10	LEWISTON-PORTER	7:34.5	22:43.35	26	
107	PEIRICK, ACADIA	10	PIONEER	7:34.6	22:43.53	26	94

Section VI State Qualifier XC Championship - 11/4/2022

ALDEN HIGH SCHOOL

Results

...Event 709 Women 3.1 Mile Run CC CLASS A GIRL

108	DEJOY, ANGELINA	LAKE SHORE	7:35.1	22:45.28	27
109	SANELLI, ALEXIS	9 ORCHARD PARK	7:35.2	22:45.43	4 95
110	LAI, LIZZIE	12 MAPLE GROVE	7:35.4	22:46.17	21 96
111	WITMER, SYLVIA	10 ALDEN	7:35.9	22:47.47	12 97
112	FESSEL, EVALYN	8 MAPLE GROVE	7:37.1	22:51.23	21 98
113	PUPO, AUTUMN	10 GOWANDA	7:37.6	22:52.57	21 99
114	BEUTLER, ISABELLA	10 FRONTIER	7:38.1	22:54.14	4 100
115	KNIGHT, GABRIELLA	9 JAMESTOWN	7:38.4	22:55.20	4 101
116	SHEEHY, ERIN	11 ALLEGANY-LIMESTONE	7:38.7	22:55.96	13 102
117	KAUR, GURMANN	11 STARPOINT	7:39.0	22:56.96	29 103
118	PINEAU, HANNAH	10 EDEN	7:39.5	22:58.26	13 104
119	MIKULSKI, SOPHIA	10 ALDEN	7:40.4	23:01.14	12 105
120	SHAH, SOHA	11 WILLIAMSVILLE NORTH	7:40.5	23:01.42	4 106
121	GARDNER, EVELYN	12 CITY HONORS SCHOOL	7:41.0	23:03.00	27
122	SHULZ, HANNAH	11 NEWFANE	7:41.5	23:04.33	13 107
123	BROWN, GABY	12 WILLIAMSVILLE NORTH	7:42.0	23:06.01	4 108
124	BRACH, CHARLOTTE	10 KENMORE WEST	7:42.3	23:06.65	5 109
125	LAWSON, RACHEL	10 LANCASTER	7:42.3	23:06.85	5 110
126	SCHAUB, MARIN	11 IROQUOIS	7:42.9	23:08.53	27 111
127	BRYANT, MARISSA	ROYALTON HARTLAND	7:42.9	23:08.60	13 112
128	PERRYMAN, ELLA	10 ORCHARD PARK	7:43.1	23:09.07	5 113
129	LAUBACKER, HANNAH	12 STARPOINT	7:43.4	23:10.01	29 114
130	WALL, KRISTINE	9 AKRON	7:43.5	23:10.35	12 115
131	SMITH, ARIEL	9 MEDINA	7:43.8	23:11.14	12
132	DURHAM, JULIE	11 DEPEW	7:44.5	23:13.36	12
133	PERSONS, TAYDEN	11 CLYMER-SHERM	7:45.2	23:15.50	22 116
134	SIEGMANN, SARA	12 NEWFANE	7:45.4	23:16.13	13 117
135	WILSON, MELANIE	12 SILVER CREEK	7:45.7	23:17.01	14
136	SATTERLEE, AUDREY	11 GRAND ISLAND	7:47.1	23:21.23	29 118
137	LENZ, GIA	9 EDEN	7:47.3	23:21.74	14 119
138	HAZELTON, AYNSLEY	11 TAPESTRY CHARTER	7:47.5	23:22.45	5
139	MESSORE, SAMANTHA	8 ORCHARD PARK	7:47.6	23:22.81	5
140	SCHULZ, LILY	12 LOCKPORT	7:47.9	23:23.51	5
141	MARIANI, MARA	12 WEST SENECA WEST	7:48.7	23:26.02	5 120
142	PALUMBO, EMMA	11 LANCASTER	7:49.3	23:27.67	5 121
143	BAGINSKI, KATHERINE	9 FRONTIER	7:50.3	23:30.84	5 122
144	SCHRECENGOST, MYA	12 EDEN	7:51.2	23:33.43	14 123
145	MALIK, YASMIN	10 WILLIAMSVILLE NORTH	7:52.4	23:37.19	5 124
145	SENTZ, EMILY	10 ALDEN	7:52.4	23:37.19	13 125
147	WAGNER, LYNDZIE	11 STARPOINT	7:52.6	23:37.71	29 126
148	LOCKWOOD, AMBER	12 SILVER CREEK	7:53.6	23:40.53	14
149	JOSEPH, RACHEL	11 GRAND ISLAND	7:54.3	23:42.63	29 127
150	WAGNER, CASSIDY	12 WILSON (SEC 6)	7:54.4	23:43.09	22 128
151	KOLB, HAYDEN	12 ALLEGANY-LIMESTONE	7:55.3	23:45.65	14 129
152	LONG, CASSIE	7 KENMORE WEST	7:56.6	23:49.55	6 130
153	KOLB, LINDSEY	12 ALLEGANY-LIMESTONE	7:57.4	23:52.06	15
154	HEARY, ALEXIS	11 HAMBURG	7:57.9	23:53.55	30 131
155	BISHOP, HANNAH	11 ALDEN	7:58.2	23:54.44	13 132
156	MAY, CHRISTINE	12 NIAGARA-WHEATFIELD	7:59.0	23:56.92	6
157	KRINER, CAITLYN	8 CLYMER-SHERM	7:59.3	23:57.66	22 133
158	COWART, AMAYAH	9 NIAGARA FALLS	7:59.4	23:58.04	6 134
159	HILL, D'RAJENEA	11 NIAGARA FALLS	7:59.9	23:59.63	6 135
160	WOHLLEBER, AVA	12 STARPOINT	8:00.2	24:00.48	30
161	STANCZYK, LILIANA	ROYALTON HARTLAND	8:00.6	24:01.75	15 136
162	LEMBKE, MAEVE	12 AMHERST	8:00.7	24:02.07	30 137

Section VI State Qualifier XC Championship - 11/4/2022

ALDEN HIGH SCHOOL

Results

...Event 709 Women 3.1 Mile Run CC CLASS A GIRL

163	SEVENSKI, AUBREY	8	TONAWANDA	8:01.8	24:05.13	13	138
164	KOOPMAN, WHITLEY	9	AKRON	8:02.0	24:05.91	13	139
165	JETTER, NORA	11	KENMORE EAST	8:02.1	24:06.06	30	
166	WRAY, JULIANA	12	EDEN	8:02.3	24:06.78	15	140
167	BRUNENAVS, ELLIE	8	MAPLE GROVE	8:02.5	24:07.48	22	141
168	RODRIGUEZ-PEDRAZA, ELSA	10	NIAGARA FALLS	8:03.0	24:09.00	6	142
169	DABNEY, LONDON	8	KENMORE EAST	8:05.7	24:17.07	30	
170	GILBERT, VALERIE	10	PIONEER	8:05.9	24:17.55	27	143
171	KURTZHALTS, CASSIDY	9	GRAND ISLAND	8:06.4	24:19.01	30	144
172	CAVANAGH, LEAH	11	WILLIAMSVILLE NORTH	8:06.8	24:20.21	6	145
173	FORRESTEL, EMMA MARIE	11	AKRON	8:07.2	24:21.36	13	146
174	KOSEK, KALEIGHA	8	IROQUOIS	8:07.2	24:21.52	27	147
175	LECKEY, OLYMPIA	12	WEST VALLEY	8:08.7	24:25.88	22	
176	KUWIK, LUCY	9	FRONTIER	8:08.8	24:26.24	6	148
177	RODRIGUEZ, JULIANA	12	AKRON	8:08.9	24:26.57	14	149
178	BARTHOLOMEW, CLARA	9	WILLIAMSVILLE EAST	8:09.5	24:28.30	30	
179	BORYNSKI, JAZMINE	11	AKRON	8:09.8	24:29.27	14	150
180	WARNER, BROOKE	9	CLYMER-SHERM	8:10.3	24:30.92	22	
181	MARK, MADELINE	8	MEDINA	8:11.3	24:33.65	14	
182	DONOHUE, GRACE	10	WEST SENECA WEST	8:11.7	24:34.89	6	151
183	LIPA, EMMA	10	AMHERST	8:12.4	24:37.14	30	152
184	HARRIS, OLIVIA	10	HUTCHINSON C	8:12.7	24:37.93	6	153
185	TROCKI, TEGHAN	10	FREWSBURG	8:12.7	24:38.01	22	
186	CUDMORE, AMARIS	12	TAPESTRY CHARTER	8:12.7	24:38.04	6	
187	SILSBY, SAMANTHA		ROYALTON HARTLAND	8:13.0	24:38.73	15	154
188	BOEHMER, SHONA	11	KENMORE WEST	8:13.4	24:39.97	7	155
189	CELIK, BERIN	12	GRAND ISLAND	8:13.5	24:40.37	31	156
190	MONROE, AUBREY	11	LOCKPORT	8:13.7	24:41.11	7	
191	HAMILTON, NOLAH	10	JAMESTOWN	8:14.9	24:44.69	7	157
192	MILES, JULIA		ROYALTON HARTLAND	8:16.1	24:48.16	15	158
193	DECKER, RILEY	12	GRAND ISLAND	8:16.1	24:48.28	31	
194	JANIK, SOPHIA	12	AKRON	8:16.2	24:48.46	14	159
195	OHL, MARLEY	11	SOUTHWESTERN	8:17.1	24:51.05	16	160
196	NESBITT, GRACE	8	ALBION	8:17.5	24:52.28	14	161
197	ANSON, LEAH	11	NORTH TONAWANDA	8:17.7	24:53.05	31	
198	OSSONT, JILLIAN		ROYALTON HARTLAND	8:18.2	24:54.48	16	162
199	LUCE, BROOKE	9	FREDONIA HS	8:18.2	24:54.49	15	163
200	BIERY, ABIGAIL	11	NIAGARA FALLS	8:18.8	24:56.17	7	164
201	SIDARI, GINA	11	ALBION	8:19.1	24:57.15	15	165
202	GRIFFO, OLIVIA	11	AMHERST	8:20.1	25:00.22	31	166
203	CLIFFORD, REBECCA	11	ALDEN	8:20.8	25:02.39	15	167
204	CROSSLEY, MYAH	10	JAMESTOWN	8:20.9	25:02.54	7	168
205	KAPUSZCAK, KENDRA	10	SWEET HOME	8:22.6	25:07.56	31	169
206	BAKER-AUSTIN, FAITH	9	MEDINA	8:23.1	25:09.19	15	
207	DRAYER, JULIA	12	LANCASTER	8:23.9	25:11.65	7	
208	VEATCH, ABIGAIL	10	HAMBURG	8:24.0	25:11.80	31	170
209	COURTNEY, AVA	10	CITY HONORS SCHOOL	8:25.3	25:15.78	28	
210	BROWNING, EMILY	9	TONAWANDA	8:26.1	25:18.24	15	171
211	MANG, AUDREY	11	KENMORE WEST	8:28.4	25:24.94	7	172
212	ZIMMER, TARYN	7	PIONEER	8:29.4	25:28.08	28	173
213	SENALL, OLIVIA	12	AMHERST	8:30.1	25:30.29	31	
214	OLLES, MAGGIE	10	ALBION	8:31.5	25:34.27	16	174
215	KAHN, HANA	9	IROQUOIS	8:34.1	25:42.03	28	175
216	BENEDETTO, MAE	9	MAPLE GROVE	8:34.2	25:42.41	22	176
217	ZAK, MADELYN	10	HAMBURG	8:35.5	25:46.32	31	177

Section VI State Qualifier XC Championship - 11/4/2022

ALDEN HIGH SCHOOL

Results

...Event 709 Women 3.1 Mile Run CC CLASS A GIRL

218	ESPOSITO, EMMA	12	AKRON	8:36.0	25:47.76	16	178
219	COLBURN, LUCY	11	SOUTHWESTERN	8:37.1	25:51.10	16	179
220	WALENTYNOWICZ, BRYNNE	12	CITY HONORS SCHOOL	8:37.5	25:52.44	28	
221	CIESLAK, CATHERINE	12	JFK BUFFALO	8:39.6	25:58.75	16	
222	GIBSON, SIENNA	7	NEWFANE	8:39.7	25:58.83	16	180
223	DELISLE, SOPHIA	8	CITY HONORS SCHOOL	8:39.9	25:59.63	28	
224	HIRNER, VICTORIA	10	JFK BUFFALO	8:40.0	25:59.85	17	
225	HEMPHILL, ETHE	12	NIAGARA FALLS	8:41.6	26:04.75	7	181
226	SNYDER, LAURA	10	WILLIAMSVILLE NORTH	8:42.8	26:08.20	7	
227	KELLEHER, ABIGAIL	12	WEST SENECA WEST	8:44.5	26:13.40	7	182
228	KUJAWA, ABBY	8	SPRINGVILLE-	8:47.2	26:21.62	16	183
229	DRAPER, SAMANTHA	9	LEWISTON-PORTER	8:49.4	26:27.93	29	
230	ROBB, KALEY	11	FREDONIA HS	8:51.1	26:33.08	16	184
231	FREATMAN, ABIGAIL	11	WILSON (SEC 6)	8:51.7	26:34.89	22	185
232	PARISH, VICTORIA	10	WEST VALLEY	8:51.7	26:34.90	22	
233	MOORE, MEGANNE	11	ALBION	8:52.3	26:36.88	16	186
234	HAMILTON, LILIANA	12	WEST SENECA WEST	8:52.4	26:36.99	8	187
235	KIEL, NORA	11	KENMORE WEST	8:52.9	26:38.57	8	188
236	ANTOULINAKIS, CATHERINE	11	WILLIAMSVILLE SOUTH	8:52.9	26:38.70	31	189
237	O'DELL, KATIE	8	LOCKPORT	8:53.8	26:41.29	8	
238	GABEL, ALHANNA	11	GOWANDA	8:54.0	26:41.84	23	190
239	KAISER CALLEN, MOSS	9	FREDONIA HS	8:54.2	26:42.62	17	191
240	LASHER, CHLOE	7	TONAWANDA	8:55.0	26:44.80	17	192
241	RODRIGUES, ARIANNA	9	DEPEW	8:55.4	26:45.96	17	
242	MCCANN, EMILY	10	FREDONIA HS	8:56.5	26:49.26	17	193
243	ANDERSON, GRACE	11	SOUTHWESTERN	8:56.6	26:49.82	17	194
244	DUFFY, ELIZABETH	12	NORTH TONAWANDA	8:56.9	26:50.62	31	
245	ROWLAND, RYANN	8	RANDOLPH	8:57.6	26:52.80	23	
246	MAHER, SULLIVAN	11	MARYVALE	8:58.8	26:56.28	29	195
247	PRYLL, GLASYA	10	FREDONIA HS	8:59.9	26:59.64	17	196
248	CARD, TRYNITI	9	SOUTHWESTERN	9:00.4	27:01.03	17	197
249	BROWN, JABRE-YAH	9	OLEAN	9:04.9	27:14.54	18	
250	RADICE, SOPHIA	11	SWEET HOME	9:05.8	27:17.37	32	198
251	LUTGEN, HANNAH	12	JAMESTOWN	9:09.6	27:28.61	8	199
252	PALMER, TRINNITY		LAKE SHORE	9:09.7	27:28.85	29	
253	CARMEN, CLAIRE	11	WILLIAMSVILLE SOUTH	9:14.5	27:43.29	32	200
254	MARCHESE, LUCIANA	11	FRANKLINVILL	9:15.9	27:47.48	23	
255	RUCINSKI, SOFIA	10	OLEAN	9:16.1	27:48.10	18	
256	JOHNSON, EMMA	11	EDEN	9:16.3	27:48.73	17	201
257	KELLAR, ERIKA	11	NORTH TONAWANDA	9:20.8	28:02.37	32	
258	THOMPSON, NIAMH	10	NEWFANE	9:22.3	28:06.70	17	
259	HENDERSON, MARLA	9	FREDONIA HS	9:24.3	28:12.74	18	202
260	LONG, BROOKE	11	SOUTHWESTERN	9:27.4	28:22.17	18	
261	HELLWIG, ALLISON	9	FREDONIA HS	9:29.4	28:28.10	18	203
262	KHAN, MARLEE	9	KENMORE EAST	9:29.7	28:28.85	32	
263	MITTNGHT, ALLISON	11	WILLIAMSVILLE SOUTH	9:31.6	28:34.79	32	204
264	BIESINGER, TESSA	10	MEDINA	9:31.8	28:35.33	18	
265	OLEJNICZAK, LEAH	9	RANDOLPH	9:32.1	28:36.16	23	
266	MCGUIRE, JORDAN	12	HUTCHINSON C	9:32.3	28:36.72	8	205
267	PENDERS, JASMINE	12	DEPEW	9:37.4	28:51.97	18	
268	MATHES, SHANIA	9	ALBION	9:42.0	29:05.89	18	206
269	SMITH, SIERRA	11	RANDOLPH	9:42.9	29:08.55	23	
270	HALLENBECK, OLIVIA	10	FREWSBURG	9:44.6	29:13.64	23	
271	LANG, AUDISTY	10	JAMESTOWN	9:44.9	29:14.54	8	207
272	WOODWARD, AUBREY	10	MARYVALE	9:45.0	29:14.98	29	208

Section VI State Qualifier XC Championship - 11/4/2022

ALDEN HIGH SCHOOL

Results

...Event 709 Women 3.1 Mile Run CC CLASS A GIRL									
6	CLYMER-SHERMAN-PANAMA	239	17	43	51	63	65	116	133
	Total Time:	1:47:40.85							
	Average:	21:32.17							
7	LANCASTER	266	20	37	44	72	93	110	121
	Total Time:	1:48:24.50							
	Average:	21:40.90							
8	FRONTIER	266	1	13	30	100	122	148	
	Total Time:	1:45:09.52							
	Average:	21:01.91							
9	STARPOINT	270	10	18	57	82	103	114	126
	Total Time:	1:47:17.68							
	Average:	21:27.54							
10	WILLIAMSVILLE NORTH	291	7	29	41	106	108	124	145
	Total Time:	1:48:03.01							
	Average:	21:36.61							
11	HAMBURG	295	22	31	50	61	131	170	177
	Total Time:	1:49:10.95							
	Average:	21:50.19							
12	NEWFANE	312	5	33	79	88	107	117	180
	Total Time:	1:48:25.58							
	Average:	21:41.12							
13	MAPLE GROVE	390	59	68	69	96	98	141	176
	Total Time:	1:51:42.88							
	Average:	22:20.58							
14	IROQUOIS	425	35	45	87	111	147	175	
	Total Time:	1:52:56.82							
	Average:	22:35.37							
15	SOUTHWESTERN	432	8	19	66	160	179	194	197
	Total Time:	1:52:42.58							
	Average:	22:32.52							
16	AMHERST	467	76	78	85	91	137	152	166
	Total Time:	1:54:00.11							
	Average:	22:48.03							
17	GRAND ISLAND	474	71	74	84	118	127	144	156
	Total Time:	1:53:59.69							
	Average:	22:47.94							
18	PIONEER	484	21	53	94	143	173		
	Total Time:	1:54:43.08							
	Average:	22:56.62							
19	EDEN	505	73	86	104	119	123	140	201
	Total Time:	1:54:46.41							
	Average:	22:57.29							
20	WEST SENECA WEST	590	54	83	120	151	182	187	
	Total Time:	1:58:23.89							
	Average:	23:40.78							
21	BARKER	609	26	75	81	210	217	219	
	Total Time:	2:05:33.83							
	Average:	25:06.77							
22	ALDEN	626	97	105	125	132	167		
	Total Time:	1:58:22.63							
	Average:	23:40.53							
23	NIAGARA FALLS	665	90	134	135	142	164	181	
	Total Time:	1:59:44.64							
	Average:	23:56.93							

Section VI State Qualifier XC Championship - 11/4/2022

ALDEN HIGH SCHOOL

Results

Event 705 Men 3.1 Mile Run CC CLASS A BOYS

Name	Year	School	Avg Mile	Finals	H#	Points
Results - Men						
1 BERTOLA, JOSEPH	12	ORCHARD PARK	5:23.8	16:11.36	1	1
2 BOGDAN, CAMERON	12	FRONTIER	5:25.3	16:15.67	1	2
3 KELLY, ROAN	11	RANDOLPH	5:27.7	16:22.84	24	3
4 ZHANG, JEFF	12	CLARENCE	5:32.6	16:37.82	1	4
5 RUNG, OWEN	11	EAST AURORA	5:34.2	16:42.58	11	5
6 VERBOSKY, ETHAN	9	MAPLE GROVE	5:34.5	16:43.52	24	6
7 REID, THOMAS	12	LANCASTER	5:35.0	16:44.97	1	7
8 HOLDEN, NOAH	11	CLARENCE	5:36.9	16:50.64	1	8
9 ALLEE-CASTRO, MASON	12	BARKER	5:37.9	16:53.66	24	9
10 BETRUS, BENJAMIN	11	ORCHARD PARK	5:42.0	17:05.97	1	10
11 PETERSON, HENRY	8	CITY HONORS SCHOOL	5:42.1	17:06.13	31	11
12 STINNER, MAX	10	KENMORE WEST	5:42.9	17:08.50	1	12
13 LEWIS, NATE	12	SOUTHWESTERN	5:43.1	17:09.29	18	13
14 STRASSER, MATTHEW	12	ALDEN	5:43.6	17:10.78	11	14
15 BLAKE, THOMAS	11	ORCHARD PARK	5:44.2	17:12.49	1	15
16 BRETH, MICHAEL	12	ORCHARD PARK	5:44.3	17:12.75	1	16
17 SPATORICO, PEYTON	12	STARPOINT	5:44.5	17:13.33	31	17
18 MORRIS, SIDNEY	12	KENMORE EAST	5:45.4	17:16.21	31	18
19 FAULK, TREY	11	SOUTHWESTERN	5:45.6	17:16.77	18	19
20 FEIDER, GAGE	9	ALDEN	5:45.7	17:16.84	11	20
21 VANDERLIP, RYAN	11	WEST SENECA WEST	5:45.8	17:17.20	1	21
22 RUSSO, PHILLIP	10	CLARENCE	5:45.8	17:17.35	2	22
23 RAUTENSTRAUCH, HUNTER	11	WEST SENECA WEST	5:46.7	17:20.00	2	23
24 FEIDER, EVAN	9	ALDEN	5:47.3	17:21.66	11	24
25 RUBLE, JAYDAN	10	WILSON (SEC 6)	5:47.5	17:22.42	24	25
26 RANALLETTA, NICO	10	CLARENCE	5:47.8	17:23.22	2	26
27 FEIDER, CALEB	9	ALDEN	5:49.1	17:27.06	11	27
28 KNIGHT, MAXWELL	11	JAMESTOWN	5:49.7	17:28.90	2	28
29 FRASER, SHANE	10	EAST AURORA	5:50.5	17:31.32	11	29
30 DIAZ, JUVENAL	11	FREWSBURG	5:51.2	17:33.57	24	30
31 ZWALD, TYLER	10	JAMESTOWN	5:51.5	17:34.34	2	31
32 FRANCE, MAREK	12	WILLIAMSVILLE EAST	5:51.6	17:34.75	31	32
33 CORNELL, GRANT	9	FRANKLINVILL	5:52.4	17:37.15	24	
34 FARRELL, GAVIN	11	STARPOINT	5:52.9	17:38.67	31	33
35 KENT, CODY		FREWSBURG	5:53.3	17:39.79	24	34
36 OLSEN, OWEN	9	AMHERST	5:53.6	17:40.59	31	35
37 TEZAK, RYAN	12	NIAGARA FALLS	5:54.3	17:42.87	2	36
38 FISHER, COLETON	11	ORCHARD PARK	5:54.7	17:43.98	2	37
39 CURIEL, RICKY	10	CLARENCE	5:55.0	17:44.77	2	38
40 KRAMER, JOSEPH	12	WILLIAMSVILLE EAST	5:55.5	17:46.26	31	39
41 BARBER, MICAH	12	FREWSBURG	5:55.7	17:46.97	24	40
42 JACHLEWSKI, NATHAN	11	WEST SENECA WEST	5:59.0	17:56.98	2	41
43 MIHALLOFSKI, KRISTOPHER	11	HAMBURG	5:59.1	17:57.07	31	42
44 BRANCATO, CHARLIE	10	CLARENCE	5:59.1	17:57.15	2	43
45 KRENZER, TRENTON	8	FREDONIA HS	5:59.2	17:57.61	11	44
46 HALLBERG, STEPHEN	11	JAMESTOWN	5:59.3	17:57.87	3	45
47 COSTELLO, DANIEL	11	WILLIAMSVILLE EAST	5:59.5	17:58.27	31	46
48 WIEDEMAN, MASON	12	EAST AURORA	6:00.0	17:59.85	11	47
49 LESCH, ADAM	12	FREDONIA HS	6:00.1	18:00.10	11	48
50 BECKER, BLAYZE		LAKE SHORE	6:00.3	18:00.63	31	49
51 CASWELL, OWEN	11	JAMESTOWN	6:00.5	18:01.27	3	50
52 VERBOSKY, SEAN	11	MAPLE GROVE	6:01.9	18:05.52	24	51

Section VI State Qualifier XC Championship - 11/4/2022

ALDEN HIGH SCHOOL

Results

...Event 705 Men 3.1 Mile Run CC CLASS A BOYS

53	HATTON, FELIX	10	CITY HONORS SCHOOL	6:02.1	18:06.11	32	52
54	VALLELY, MCKEAN	12	LANCASTER	6:02.1	18:06.12	3	53
55	BALFE, SEBASTIAN	12	AMHERST	6:02.3	18:06.91	32	54
56	WINIEWICZ, LIAM	12	ORCHARD PARK	6:03.8	18:11.34	3	55
57	BROWN, DONAVIN	10	SOUTHWESTERN	6:04.0	18:11.85	18	56
58	DUNNEWOLD, LUCAS	11	CLYMER-SHERM	6:04.0	18:11.86	24	57
59	FAY, LUKE	9	BARKER	6:04.5	18:13.33	25	58
60	LUKASIK, TIMOTHY	10	STARPOINT	6:04.7	18:13.99	32	59
61	PETERSON-VOLZ, LUCAS	11	OLEAN	6:05.0	18:14.79	11	
62	KUDLA, ANTHONY	11	ALDEN	6:05.1	18:15.31	12	60
63	PAYNE, FRANKLIN	10	STARPOINT	6:05.3	18:15.81	32	61
64	GLYNN, ALEX	11	OLMSTED	6:06.1	18:18.26	18	
65	MORAN, AIDEN	9	LOCKPORT	6:06.9	18:20.48	3	62
66	FREEBURG, NOAH	12	CLARENCE	6:07.0	18:20.92	3	63
67	KOCH, NICHOLAS	11	HAMBURG	6:07.1	18:21.24	32	64
68	RIZZO, MATTHEW	12	WILLIAMSVILLE SOUTH	6:07.2	18:21.36	32	65
69	JONES, JOEY-DANE	10	WILSON (SEC 6)	6:07.3	18:21.83	25	66
70	STUFF, DYLAN	12	KENMORE WEST	6:08.3	18:24.83	3	67
71	MOHAMED, XAVIER	11	WEST SENECA WEST	6:08.3	18:24.91	3	68
72	SHULL, DREW	12	GOWANDA	6:08.8	18:26.31	25	69
73	BARLETTE, STEVEN	10	ORCHARD PARK	6:09.6	18:28.81	3	70
74	CORNELL, BEN	12	MAPLE GROVE	6:09.7	18:28.97	25	71
75	KAUTZMAN, SAM	11	SOUTHWESTERN	6:09.8	18:29.17	18	72
76	DONOVAN, DAWSON	12	BARKER	6:09.8	18:29.20	25	73
77	SVENSON, LUKAS	11	SOUTHWESTERN	6:10.3	18:30.79	18	74
78	NEUDECK, JOHN	11	HAMBURG	6:10.5	18:31.26	32	75
79	TYREE, CONOR	10	KENMORE WEST	6:11.1	18:33.32	3	76
80	REED, SHAWN	11	LOCKPORT	6:11.3	18:33.68	4	77
81	OLSON, BENJAMIN	10	STARPOINT	6:11.5	18:34.49	32	78
82	CIRAULO, VINCENT	12	NIAGARA-WHEATFIELD	6:11.7	18:34.97	4	79
83	TWOGUNS, JAYSON	11	GOWANDA	6:12.9	18:38.70	25	80
84	KOSHI, GALLA	12	HUTCHINSON C	6:13.0	18:38.88	4	
85	STANFORD, JACK	10	WILLIAMSVILLE NORTH	6:13.1	18:39.06	4	81
86	GROVER, ZEPHYRM	11	SWEET HOME	6:13.2	18:39.52	32	82
87	WIEDEMAN, DAMIAN	11	EAST AURORA	6:13.4	18:39.99	12	83
88	WHITTEMORE, ALAN	10	HAMBURG	6:13.9	18:41.64	32	84
89	BOZEK, EVAN	10	NORTH TONAWANDA	6:14.0	18:41.85	33	85
90	BOVE, BRENDEN	12	IROQUOIS	6:14.5	18:43.40	33	86
91	MERCADO, EDWARD	12	FRONTIER	6:14.6	18:43.58	4	87
92	PRUETZ, ADAM	11	ALDEN	6:15.1	18:45.17	12	88
93	SANDOLFINI, NOAH	10	BARKER	6:16.0	18:47.80	25	89
94	HODGES, JONATHAN	11	KENMORE WEST	6:16.0	18:47.83	4	90
95	PREISCH, AIDAN	11	STARPOINT	6:16.1	18:48.23	33	91
96	DESIDERIO, CHRISTOPHER	11	NIAGARA-WHEATFIELD	6:16.2	18:48.37	4	92
97	FOXVOG, KEEGAN	12	WILSON (SEC 6)	6:16.7	18:49.85	25	93
98	KRUGER, IAN	11	NIAGARA-WHEATFIELD	6:16.8	18:50.17	4	94
99	HULME, PAUL	8	EAST AURORA	6:17.0	18:50.77	12	95
100	SENEY, ALEXANDER	12	AMHERST	6:17.1	18:51.17	33	96
101	DUNNING, LIAM	8	LANCASTER	6:17.1	18:51.27	4	97
102	O'DELL, ANDREW	11	LOCKPORT	6:17.7	18:52.86	4	98
103	BRADY, TIERNAN	11	NIAGARA-WHEATFIELD	6:17.9	18:53.53	5	99
104	POWLEY, JEROME	11	LOCKPORT	6:18.1	18:54.06	5	100
105	ARNONE, LUCAS	9	JAMESTOWN	6:18.1	18:54.13	5	101
106	TOUMA, JOHNATHAN	10	NIAGARA FALLS	6:18.3	18:54.63	5	102
107	COLE, MATTHEW	12	ALDEN	6:18.5	18:55.30	12	104

Section VI State Qualifier XC Championship - 11/4/2022

ALDEN HIGH SCHOOL

Results

...Event 705 Men 3.1 Mile Run CC CLASS A BOYS

107	HORSCHER, TYLER	11	EDEN	6:18.5	18:55.30	18	103
109	SANTIGO, WILLJARIEL	11	DUNKIRK	6:18.5	18:55.40	33	105
110	CORNWELL, EVAN	12	LANCASTER	6:18.7	18:55.92	5	106
111	PITTS, XANDER	11	FREWSBURG	6:18.9	18:56.58	25	107
112	ZIELINSKI, ANDREW	12	HAMBURG	6:19.1	18:57.28	33	108
113	BOLEN, CHASE	10	GOWANDA	6:19.3	18:57.86	25	109
114	BOUTILLETTE, CAVAN	10	OLEAN	6:19.8	18:59.19	12	
115	THARNISH, JACK	10	WEST VALLEY	6:19.9	18:59.62	26	110
116	COLLINS, NOAH	12	FREWSBURG	6:20.0	18:59.88	26	111
117	SEVERANCE, XAVIER	9	NIAGARA-WHEATFIELD	6:20.2	19:00.53	5	112
118	GUILAMO, LUIS	9	EAST AURORA	6:20.7	19:01.93	12	113
119	ASHBAUGH, JOSHUA	8	MAPLE GROVE	6:20.8	19:02.19	26	114
120	MOHAWK, DUSTIN	9	GOWANDA	6:21.0	19:02.90	26	115
121	BROWN, CONNOR	10	WILLIAMSVILLE NORTH	6:21.2	19:03.48	5	116
122	NICKOLAI, LONDON		LAKE SHORE	6:21.3	19:03.92	33	117
123	JOHNSON, KADEN	12	LEWISTON-PORTER	6:22.1	19:06.10	33	118
124	MILLER, ZACHARY	10	FRONTIER	6:22.1	19:06.12	5	119
125	PATERNOSH, CAMERON	11	FREDONIA HS	6:22.5	19:07.42	12	120
126	KEEFE, NATHAN	9	FREDONIA HS	6:23.2	19:09.34	12	121
127	MAY, SAM	12	GRAND ISLAND	6:23.3	19:09.71	33	122
128	LODOVICO, VINCENT	10	NIAGARA FALLS	6:23.4	19:10.17	5	123
129	STEVENS, HA'TSLHGAHDO:D	10	GOWANDA	6:23.5	19:10.48	26	124
130	ARMITAGE, NOLAN	11	STARPOINT	6:23.7	19:11.06	33	125
131	COOK, SULLIVAN	10	HAMBURG	6:24.0	19:11.73	34	126
132	WALTERS, KENJI	11	SOUTHWESTERN	6:24.0	19:12.00	18	127
133	WILSON, DEVON	10	LOCKPORT	6:24.7	19:14.11	5	128
134	CLARK, LEO	10	LEWISTON-PORTER	6:24.8	19:14.35	34	129
135	WILSON, MASON	10	GOWANDA	6:24.9	19:14.59	26	130
136	REDEYE, ALEX	12	ALLEGANY-LIMESTONE	6:25.0	19:14.75	18	
137	HARDING, AUSTIN		SOUTH PARK	6:25.1	19:15.11	34	
138	LAWRIE, LUCAS	11	DUNKIRK	6:25.1	19:15.25	34	131
139	CLEVELAND, COLTON	11	AKRON	6:25.9	19:17.59	12	132
140	HOAK, GUS	10	EAST AURORA	6:26.1	19:18.10	13	133
141	TICEN, ELLIOTT	9	EAST AURORA	6:26.1	19:18.16	13	
142	ZUBA, CARSON	9	LANCASTER	6:26.7	19:20.05	6	134
143	DAVIES, CARSON	10	NIAGARA-WHEATFIELD	6:27.2	19:21.58	6	135
144	BINKLEY, JADEN	11	FALCONER	6:27.4	19:21.97	13	136
145	GAVACS, JOSEPH	11	NIAGARA-WHEATFIELD	6:27.5	19:22.32	6	137
146	JONES, RYDER	10	MEDINA	6:27.8	19:23.23	13	138
147	KANNISTO, ANDRE	10	EDEN	6:27.9	19:23.48	19	139
148	CIMATO, ALBERT	11	BARKER	6:28.3	19:24.63	26	140
149	CANTIE, PARKER	11	IROQUOIS	6:29.0	19:26.82	34	141
150	STONE, DAWSON	11	AKRON	6:29.4	19:27.97	13	142
151	LODOVICO, LOUIS	12	NIAGARA FALLS	6:29.6	19:28.59	6	143
152	KELLY, RHYS	9	RANDOLPH	6:29.9	19:29.66	26	144
153	HAGELIN, AYDEN	11	JAMESTOWN	6:30.2	19:30.47	6	145
154	LILLEY, HUNTER	11	LOCKPORT	6:30.9	19:32.53	6	146
155	MCCLAIN, MARLON	7	OLMSTED	6:31.7	19:34.88	19	
156	GEORGE, ZACH	11	FRONTIER	6:31.7	19:35.02	6	147
157	BECK, LUCAS	12	WILLIAMSVILLE SOUTH	6:32.1	19:36.26	34	148
158	TRIPLET, LUKE	10	DEPEW	6:32.2	19:36.45	13	149
159	PACILLO, DOMINIC	10	LEWISTON-PORTER	6:32.5	19:37.50	34	150
160	PERRYMAN, LOGAN	12	SILVER CREEK	6:32.6	19:37.64	19	151
161	SMERALDO, JACOB	12	JAMESTOWN	6:32.6	19:37.69	6	152
162	CANTRELL, BRADFORD	12	BARKER	6:32.8	19:38.24	26	153

Section VI State Qualifier XC Championship - 11/4/2022

ALDEN HIGH SCHOOL

Results

...Event 705 Men 3.1 Mile Run CC CLASS A BOYS

163	GILLINGS, AIDAN	10	NEWFANE	6:32.9	19:38.59	19	154
164	BARTON, CALEB	11	MAPLE GROVE	6:33.1	19:39.12	26	155
165	CROCKFORD, DYLAN	11	AKRON	6:33.8	19:41.23	13	156
166	VANDERWALKER, DAVID	12	MEDINA	6:33.8	19:41.27	13	157
167	BURNS, JAYDEN	10	NORTH TONAWANDA	6:34.1	19:42.24	34	158
168	THOMAS, CAMERON	12	NIAGARA-WHEATFIELD	6:34.4	19:42.98	6	
169	PARSON, JORDAN	12	RANDOLPH	6:34.4	19:43.18	27	159
170	SPIELBERGER, OTTO	11	SPRINGVILLE-	6:35.0	19:44.84	13	160
171	WYZYKOWSKI, SETH	12	IROQUOIS	6:35.2	19:45.59	34	161
172	BRADDELL, TYLER	10	NEWFANE	6:35.3	19:45.88	19	162
173	FANARA, AIZEN	10	WILLIAMSVILLE NORTH	6:35.3	19:45.90	6	163
174	WALLWORTH, LAWSON		ROYALTON HARTLAND	6:35.7	19:47.06	19	164
175	JOHNSON, EVAN	11	ALLEGANY-LIMESTONE	6:36.2	19:48.37	19	
176	MOHAMMED, ABDIKARIM	12	HUTCHINSON C	6:36.2	19:48.60	7	
177	KUDRYTSKI, SASHA	11	WILLIAMSVILLE SOUTH	6:36.3	19:48.67	34	165
178	FORTH, ALEC	10	FRONTIER	6:36.3	19:48.87	7	166
179	RICK, ADAM	9	NIAGARA FALLS	6:36.6	19:49.62	7	167
180	BROWN, BEN	10	LEWISTON-PORTER	6:37.6	19:52.62	35	168
181	REINHART, DANIEL	12	KENMORE EAST	6:37.6	19:52.77	35	169
182	TAMUL, BRANDON	9	LEWISTON-PORTER	6:37.9	19:53.48	35	170
183	EVANS, CLAYTON	9	FALCONER	6:37.9	19:53.55	13	171
184	WANG, MAXIMILIAN	9	WILLIAMSVILLE EAST	6:38.1	19:54.13	35	172
185	FREEMAN, SHAW	10	KENMORE WEST	6:38.1	19:54.21	7	173
186	VOSS, AIDAN	12	BARKER	6:38.3	19:54.65	27	174
187	LEWIS, JACOB	9	MAPLE GROVE	6:38.3	19:54.69	27	175
187	HARRIS, OWEN	10	BARKER	6:38.3	19:54.69	27	
189	FARIA, CRUZ	10	CLEVELAND HILL	6:38.4	19:54.94	19	176
190	KOLASNY, CHARLES	10	PIONEER	6:38.5	19:55.23	35	177
191	GULLO, MATT	11	LANCASTER	6:38.9	19:56.62	7	178
192	HUDSON, MADDOX	8	GOWANDA	6:38.9	19:56.65	27	179
193	GUZMAN, MAX	10	CLYMER-SHERM	6:39.1	19:57.29	27	180
194	HOMER, KARSTEN	9	ORCHARD PARK	6:39.3	19:57.71	7	
195	COOKE, BEN	11	CLYMER-SHERM	6:39.3	19:57.87	27	181
196	COOK, NOAH	12	NIAGARA FALLS	6:39.5	19:58.45	7	182
197	GARTLAND, MATTHEW	12	WILLIAMSVILLE EAST	6:40.1	20:00.17	35	183
198	TILLOU, ADAM	12	AMHERST	6:40.3	20:00.80	35	184
199	PETERS, NICHOLAS	11	WEST VALLEY	6:40.4	20:01.09	27	185
200	BROMBOS, KYLE	12	AMHERST	6:41.0	20:02.82	35	186
201	JOHNSON, JACOB	12	SOUTHWESTERN	6:41.0	20:02.89	19	187
202	BARDEN, CHASE	12	KENMORE WEST	6:41.0	20:02.94	7	188
203	DORIGO, JASON	9	CLARENCE	6:41.7	20:04.84	7	
204	TOBIN, BRADLEY	12	HAMBURG	6:41.9	20:05.48	35	189
205	SZRATTER, ZACHARY	10	NEWFANE	6:42.0	20:05.86	19	190
206	MEYERS, LOGAN	9	AKRON	6:42.1	20:06.23	14	191
207	KRAMER, ANTHONY	10	WILLIAMSVILLE EAST	6:42.4	20:07.22	35	192
208	BETTERIDGE, LIAM	10	NEWFANE	6:42.6	20:07.64	20	193
209	VITORINO, ETHAN	11	WILLIAMSVILLE NORTH	6:43.0	20:08.97	7	194
210	FRANK, ZACHARY	10	LOCKPORT	6:43.5	20:10.46	8	195
211	ENGEL, DOMINIK	10	KENMORE WEST	6:43.6	20:10.56	8	196
212	COLLINS, ELIJAH	12	SWEET HOME	6:43.8	20:11.14	36	197
213	JAMISON, AIDAN	12	SILVER CREEK	6:43.9	20:11.48	20	198
214	COGDEN, EMANUEL	10	SWEET HOME	6:44.0	20:11.94	36	199
215	HEIDEMAN, GAVIN		ROYALTON HARTLAND	6:44.1	20:12.23	20	200
216	HOWARD, KODY	8	CLYMER-SHERM	6:44.2	20:12.41	27	201
217	KUEHNER, LUCAS	10	IROQUOIS	6:44.5	20:13.27	36	202

Section VI State Qualifier XC Championship - 11/4/2022

ALDEN HIGH SCHOOL

Results

...Event 705 Men 3.1 Mile Run CC CLASS A BOYS

218	VANKEUREN, MATT	ROYALTON HARTLAND	6:44.6	20:13.57	20	203
219	GOLD, NICK	11 SPRINGVILLE-	6:45.2	20:15.36	14	204
220	GEMZA, LOGAN	10 EDEN	6:45.2	20:15.45	20	205
221	ENIS, OZZY	10 WILLIAMSVILLE EAST	6:45.6	20:16.82	36	206
222	GREGOIRE, MICHAEL	9 WILLIAMSVILLE NORTH	6:45.7	20:16.95	8	207
223	CECCHINI, JACK	11 MEDINA	6:45.7	20:17.02	14	208
224	FAUST, JACOB	12 WILLIAMSVILLE EAST	6:46.0	20:18.02	36	
225	FURMINGER, TREVOR	10 LANCASTER	6:46.2	20:18.50	8	209
226	HARLING, DAVID	11 EDEN	6:46.5	20:19.33	20	210
227	KOLEK, TIMOTHY	12 WEST SENECA WEST	6:46.9	20:20.46	8	211
228	JOHNSTON, TYLER	10 WILSON (SEC 6)	6:47.0	20:20.77	27	212
229	JONES, KAIVAN	LAKE SHORE	6:47.3	20:21.75	36	213
230	STEPHAN, AIDEN	12 TAPESTRY CHARTER	6:47.5	20:22.26	8	214
231	KOPP, DAENON	12 NEWFANE	6:48.3	20:24.80	20	215
232	KLAHN, NOAH	8 WEST VALLEY	6:48.6	20:25.71	28	216
233	HUGHES, ZACHARY	10 SPRINGVILLE-	6:48.9	20:26.54	14	217
234	JACHLEWSKI, JACOB	9 WEST SENECA WEST	6:49.2	20:27.42	8	218
235	SEARS, JACOB	12 FREWSBURG	6:49.3	20:27.81	28	219
236	BOHLEN, ETIENNE	10 CITY HONORS SCHOOL	6:49.4	20:28.14	36	220
237	SONNER, TIMOTHY	11 PIONEER	6:50.1	20:30.30	36	221
238	GAWEL, COLLIN	11 WILLIAMSVILLE SOUTH	6:50.2	20:30.41	36	222
239	MESSING, RYAN	11 WILSON (SEC 6)	6:50.3	20:30.69	28	223
240	FADALE, FINN	9 CLYMER-SHERM	6:50.4	20:30.96	28	224
241	GLYNN, CASEY	11 CITY HONORS SCHOOL	6:50.4	20:31.02	36	225
242	GEHL, ARON	9 AKRON	6:50.5	20:31.43	14	226
243	PEIRICK, WESTON	7 PIONEER	6:50.5	20:31.44	37	227
244	TOWER, JACKSON	7 GRAND ISLAND	6:50.6	20:31.58	37	228
245	HENRY, KOLE	LAKE SHORE	6:50.8	20:32.22	37	229
246	VARNEY, OLIVER	12 CITY HONORS SCHOOL	6:50.8	20:32.33	37	230
247	ALLEN, BRENNAN	8 MEDINA	6:51.0	20:32.93	14	231
248	BEACH, MYLES	9 ALBION	6:51.2	20:33.45	14	232
249	KIMBALL, ANDREW	11 NEWFANE	6:51.3	20:33.83	20	233
250	PETERSON, DANIEL	10 FREWSBURG	6:51.5	20:34.30	28	234
251	ZENTZ, ZACHARY	11 DUNKIRK	6:51.7	20:34.93	37	235
252	HIMES, JULIAN	10 JAMESTOWN	6:51.9	20:35.67	8	
253	SCHMIDT, JACOB	11 MARYVALE	6:51.9	20:35.68	37	236
254	KINDERMAN, EVAN	11 DEPEW	6:52.2	20:36.61	14	237
255	PETERMAN, SCOTT	9 SPRINGVILLE-	6:53.3	20:39.82	14	238
256	FAGAN, JIMMY	9 FREDONIA HS	6:53.3	20:39.88	14	239
257	TROUTMAN, BRETT	11 FALCONER	6:54.2	20:42.48	15	240
258	CROSS, NATHAN	9 SILVER CREEK	6:54.7	20:44.01	20	241
259	BISHOP, ZACH	11 SOUTHWESTERN	6:56.4	20:49.08	20	
260	SCHWARTZ, CHRISTIAN	12 MARYVALE	6:56.8	20:50.38	37	242
261	RIGERMAN, HENRY	12 MEDINA	6:56.8	20:50.40	15	243
262	AWOT, ISRAEL	12 HUTCHINSON C	6:57.1	20:51.26	8	
263	ASHCROFT, AIDAN	9 TONAWANDA	6:57.6	20:52.76	15	244
264	THOMAS, JOHNEE	10 DUNKIRK	6:58.0	20:53.73	37	245
265	SHELDON, MICHAEL	11 FALCONER	6:58.0	20:54.01	15	246
266	SCHMITT, RILEY	8 LEWISTON-PORTER	6:58.3	20:54.71	37	247
267	KLEE, NATHAN	12 AMHERST	6:58.7	20:56.02	37	248
268	FREDERICKS, MATT	11 IROQUOIS	6:58.7	20:56.08	38	249
269	GARRISON, SEAN	12 NIAGARA FALLS	6:59.0	20:56.75	8	250
270	DONLON, ELIJAH	11 CITY HONORS SCHOOL	6:59.0	20:57.01	38	251
271	WOJNOWSKI, BEN	9 KENMORE EAST	6:59.4	20:58.07	38	252
272	CRANDALL, CONOR	11 MEDINA	6:59.9	20:59.63	15	253

Section VI State Qualifier XC Championship - 11/4/2022

ALDEN HIGH SCHOOL

Results

...Event 705 Men 3.1 Mile Run CC CLASS A BOYS

273 KUTNYAK, RAVI	10 TAPESTRY CHARTER	7:00.2	21:00.62	9	254
274 BURGIO, ADAM	8 ALBION	7:00.4	21:01.08	15	255
275 HERC, CADEN	LAKE SHORE	7:01.1	21:03.27	38	256
276 TYREE, CAIDEN	9 KENMORE WEST	7:01.4	21:04.20	9	
277 JOHNSON, RJ	8 CLYMER-SHERM	7:01.7	21:04.99	28	257
278 BROWN, MATTHEW	12 FREDONIA HS	7:02.0	21:06.01	15	258
279 DABNEY, BRENDON	9 KENMORE EAST	7:04.8	21:14.17	38	259
280 BROWN, TYLER	10 WILSON (SEC 6)	7:05.0	21:14.81	28	260
281 WAGNER, JOSH	10 PIONEER	7:05.0	21:14.83	38	261
282 KANNISTO, EMERSON	9 EDEN	7:05.0	21:14.87	21	262
283 LEWANDOWSKI, JON	9 WEST SENECA WEST	7:05.1	21:15.03	9	263
284 LACK, TRENT	10 SILVER CREEK	7:05.6	21:16.79	21	264
285 VELEZ-OLMO, LENIETH	11 FREDONIA HS	7:06.5	21:19.45	15	265
286 COLLEY, NATE	11 FREWSBURG	7:07.0	21:20.78	28	
287 FREELAND, MATTHEW	12 AMHERST	7:07.3	21:21.77	38	266
288 NGUYEN, PHILLIP	10 LEWISTON-PORTER	7:07.4	21:22.08	38	267
289 PHILLIPS, JARETT	9 NIAGARA FALLS	7:07.8	21:23.42	9	
290 KANNISTO, SILAS	9 EDEN	7:08.5	21:25.28	21	268
291 CHAPMAN, EVAN	11 KENMORE EAST	7:09.3	21:27.75	38	269
292 STODOLKA, TYLER	9 IROQUOIS	7:09.6	21:28.81	38	270
293 DELISLE, JULIAN	10 CITY HONORS SCHOOL	7:10.2	21:30.51	39	271
294 GRICE, JOSH	10 WILLIAMSVILLE NORTH	7:10.6	21:31.62	9	272
295 AUSTIN, XANDER	12 FALCONER	7:10.6	21:31.73	15	273
296 LEAGUE, DEAN	11 SILVER CREEK	7:11.3	21:33.73	21	274
297 MCKENZIE, BEN	10 NEWFANE	7:12.7	21:37.99	21	275
298 SHAMPOE, TRENT	11 CLYMER-SHERM	7:12.7	21:38.07	28	276
299 STOJ, ERIC	12 CLEVELAND HILL	7:12.7	21:38.09	21	277
300 BOCK, BENJAMIN	10 SILVER CREEK	7:13.2	21:39.44	21	278
301 MURRAY, AIDAN	12 FRANKLINVILL	7:13.3	21:39.75	28	
302 BAEHR, GARY	11 AKRON	7:13.6	21:40.53	15	279
303 BANDOMO BOSCH, YUSET	9 TAPESTRY CHARTER	7:13.7	21:40.91	9	280
304 PESZKO, ANDREW	9 DEPEW	7:13.8	21:41.13	16	281
305 SEE, PEYTON	10 LEWISTON-PORTER	7:14.2	21:42.37	39	
306 BLOCHER, DAVID	11 WILLIAMSVILLE NORTH	7:14.2	21:42.52	9	282
307 BRAINARD, CHANNING	11 FALCONER	7:14.9	21:44.46	16	283
308 KERRISON, JAMES	12 AMHERST	7:15.2	21:45.50	39	
309 DEMBROWSKI, JAXON	10 NEWFANE	7:15.7	21:47.01	21	
310 REYNOLDS, AIDEN	12 MARYVALE	7:16.7	21:49.90	39	284
311 FISCHER, DAMON	12 RANDOLPH	7:16.7	21:50.05	29	285
312 YOUNG, EVAN	10 HAMBURG	7:16.9	21:50.47	39	
313 SPRING, KONNER	12 SALAMANCA	7:17.5	21:52.30	21	
314 ENTERLINE, JOE	12 EDEN	7:17.8	21:53.22	21	286
315 HAEN, ARMAND	11 SWEET HOME	7:19.5	21:58.25	39	287
316 PIOSCA, DESMOND	12 APPLIED TECH	7:19.8	21:59.37	39	
317 CIANCHETTI, GEORGE	9 KENMORE EAST	7:19.9	21:59.58	39	288
318 HAWKINS, DANIEL	12 GRAND ISLAND	7:20.1	22:00.26	39	289
319 VASILE, DONOVAN	10 TAPESTRY CHARTER	7:20.4	22:01.17	9	290
320 FULL, ETHAN	10 STARPOINT	7:21.1	22:03.25	39	
321 CORNELL, NICK	8 MAPLE GROVE	7:21.7	22:04.97	29	291
322 THOMAS, JOHN	9 ALLEGANY-LIMESTONE	7:23.4	22:10.09	22	
323 CARROLL, NICHOLAS	10 WEST SENECA WEST	7:23.6	22:10.78	9	
324 KAHN, DALAM	11 OLMSTED	7:25.1	22:15.19	22	
325 ALRICHE, ROMEON	11 NORTH TONAWANDA	7:27.4	22:21.96	40	292
326 STONE, EVERETT	11 AKRON	7:27.8	22:23.14	16	293
327 MARSHALL, JORDAN	11 ALBION	7:28.9	22:26.59	16	294

Section VI State Qualifier XC Championship - 11/4/2022

ALDEN HIGH SCHOOL

Results

...Event 705 Men 3.1 Mile Run CC CLASS A BOYS

328	FRANCO, NOAH	9	GRAND ISLAND	7:29.1	22:27.25	40	295
329	VASILE, VINCENT	10	TAPESTRY CHARTER	7:29.3	22:27.71	9	296
330	MARTIN-LACAYO, ISHMAEL	11	CLYMER-SHERM	7:29.6	22:28.78	29	
331	WATKINS, LUKE	10	GRAND ISLAND	7:29.9	22:29.54	40	297
332	HAZELTON, HARPER	9	TAPESTRY CHARTER	7:29.9	22:29.55	10	298
333	ROMITO, NATHAN	10	WILLIAMSVILLE NORTH	7:30.4	22:30.98	10	
334	KOWALSKI, JOSH	10	WEST VALLEY	7:31.6	22:34.74	29	299
335	BUKOSKEY, GAVIN	9	NORTH TONAWANDA	7:34.4	22:43.15	40	300
336	FLICK, GARRETT	12	MARYVALE	7:35.0	22:44.86	40	301
337	PIORKOWSKI, ISAAC	9	NORTH TONAWANDA	7:35.4	22:46.13	40	302
338	MERRILL, GRADY	9	CATTARAUGUS-	7:36.0	22:47.94	29	
339	SCHMUTZLER, BRODY	8	TONAWANDA	7:37.3	22:51.79	16	303
340	ZAYAC, JOSH	9	ALBION	7:37.5	22:52.47	16	304
341	GOLEMBIEWSKI, BRAEDEN		LAKE SHORE	7:37.5	22:52.49	40	305
342	HIMMELEIN, ELI		LAKE SHORE	7:38.0	22:53.78	40	306
343	VEGA, CARDEN	9	SWEET HOME	7:38.7	22:55.90	40	307
344	CARR, SETH	10	MAPLE GROVE	7:39.7	22:58.88	29	
345	MCDONALD, DEMPSEY	10	RANDOLPH	7:40.8	23:02.30	29	308
346	PAWLK, NATHAN	11	DEPEW	7:44.2	23:12.37	16	309
347	TEDESCO, BRODIE	10	AKRON	7:44.6	23:13.70	16	
348	FLEISHER, BEN	9	ALBION	7:44.9	23:14.54	16	310
349	EDMISTER, BRAYDEN	9	WILSON (SEC 6)	7:46.7	23:19.93	29	311
350	PREST, NICK	10	ALBION	7:48.8	23:26.15	16	312
351	BLOOM, MATTHEW	9	CLEVELAND HILL	7:50.3	23:30.64	22	313
352	BRETON, DOMINIC	12	FRANKLINVILL	7:51.3	23:33.72	29	
353	TROUTMAN, RAMONE		SOUTH PARK	7:52.1	23:36.22	40	
354	SODA, DYLAN	9	MARYVALE	7:52.2	23:36.40	41	314
355	TILBE, TRISTIAN	9	ALBION	7:52.8	23:38.32	17	315
356	RISO, CHASE	12	CLEVELAND HILL	7:54.7	23:43.89	22	316
357	FOURTNER, CHARLIE	11	WILLIAMSVILLE SOUTH	7:55.0	23:44.76	41	317
358	GERDES, EVAN		ROYALTON HARTLAND	7:55.9	23:47.64	22	318
359	STOJ, RYAN	9	CLEVELAND HILL	7:57.0	23:50.83	22	319
360	MEINHOLD, ROBERT	10	GRAND ISLAND	7:57.4	23:52.04	41	320
361	MARTINEZ, JACOREY	12	HUTCHINSON C	7:57.6	23:52.54	10	
362	VANDENBOSCH, CAMDEN		ROYALTON HARTLAND	7:58.4	23:54.96	22	321
363	DESABIO, MAXIMUS	12	CLEVELAND HILL	7:58.7	23:55.95	22	322
364	EMERLING, PHILIP	10	SPRINGVILLE-	7:59.3	23:57.63	17	323
365	RILING, JESSE	12	FRANKLINVILL	7:59.8	23:59.13	29	
366	MARTIN, ALEX	9	SWEET HOME	8:03.1	24:09.14	41	324
367	FLOYD, JAMES	10	APPLIED TECH	8:03.9	24:11.45	41	
368	KRAWCZYK, CHRISTIAN	10	GRAND ISLAND	8:03.9	24:11.53	41	325
369	PETERMANN, LUCAS	9	SWEET HOME	8:06.9	24:20.46	41	326
370	TOMPKINS, RILEY	10	MEDINA	8:09.6	24:28.60	17	327
371	LAWRENCE, MARCELLUS	10	APPLIED TECH	8:10.7	24:32.00	41	
372	LI, TIGER	11	WILLIAMSVILLE SOUTH	8:12.0	24:35.78	41	328
373	CARLSON, KENNEDY	8	TONAWANDA	8:13.3	24:39.91	17	329
374	OURS, JACOB	11	OLEAN	8:13.9	24:41.46	17	
375	SMITH, SLATER	10	WEST VALLEY	8:13.9	24:41.49	30	330
376	ZUGGER, CHRISTOPHER		LAKE SHORE	8:14.1	24:42.14	41	
377	WORTHY, JAMARI	11	APPLIED TECH	8:17.0	24:50.86	42	
378	STAMPONE, THOMAS	7	PIONEER	8:17.6	24:52.55	42	331
379	CRUZ, RAFAEL	12	DUNKIRK	8:17.9	24:53.53	42	332
380	DOYLE, LIAM	9	KENMORE EAST	8:18.6	24:55.70	42	333
381	WOLOSZYN, MATTHEW	11	DUNKIRK	8:30.0	25:29.94	42	334
382	DIMOPOULOS, GEORGE	12	WILLIAMSVILLE SOUTH	8:33.5	25:40.38	42	335

Section VI State Qualifier XC Championship - 11/4/2022

ALDEN HIGH SCHOOL

Results

...Event 705 Men 3.1 Mile Run CC CLASS A BOYS

383	FRY, JACE	10	JFK BUFFALO	8:34.0	25:41.97	22
384	SCARPENA, CAMERON	10	TONAWANDA	8:34.5	25:43.49	17 336
385	GONZALEZ, JACKSON	10	OLEAN	8:37.5	25:52.38	17
386	KINDERMAN, NOAH	8	DEPEW	8:41.2	26:03.35	17 337
387	PAWLIK, CARTER	8	DEPEW	8:47.0	26:20.96	17 338
388	ASHDOWN, NICHOLAS	9	RANDOLPH	8:51.1	26:33.32	30 339
389	NIROULA, MANISH	10	CLEVELAND HILL	8:51.8	26:35.14	22 340
390	VANCURAN, DARIUS	9	PIONEER	9:00.4	27:01.18	42 341
391	HOLGATE, NICHOLAS	10	MARYVALE	9:01.5	27:04.50	42 342
392	CRUZ, EZEKIEL	10	MARYVALE	9:06.2	27:18.40	42 343
393	STERN, MAX		ROYALTON HARTLAND	9:07.9	27:23.50	23 344
394	CAFFERY, FRANK	8	MARYVALE	9:09.6	27:28.79	42
395	CASTILLO, ELIJAH	8	TONAWANDA	9:10.5	27:31.37	17 345
396	PYC, COOPER	9	GRAND ISLAND	9:14.5	27:43.30	43
397	CLAYDON, PAUL	12	FALCONER	9:29.3	28:27.80	18 346

Team Scores

Rank	Team	Total	1	2	3	4	5	*6	*7	*8	*9
------	------	-------	---	---	---	---	---	----	----	----	----

Results - Men

1	ORCHARD PARK	79	1	10	15	16	37	55	70
	Total Time:	1:25:26.55							
	Average:	17:05.31							
2	CLARENCE	98	4	8	22	26	38	43	63
	Total Time:	1:25:53.80							
	Average:	17:10.76							
3	ALDEN	145	14	20	24	27	60	88	104
	Total Time:	1:27:31.65							
	Average:	17:30.33							
4	SOUTHWESTERN	234	13	19	56	72	74	127	187
	Total Time:	1:29:37.87							
	Average:	17:55.58							
5	STARPOINT	248	17	33	59	61	78	91	125
	Total Time:	1:29:56.29							
	Average:	17:59.26							
6	JAMESTOWN	255	28	31	45	50	101	145	152
	Total Time:	1:29:56.51							
	Average:	17:59.31							
7	EAST AURORA	259	5	29	47	83	95	113	133
	Total Time:	1:29:44.51							
	Average:	17:56.91							
8	FREWSBURG	322	30	34	40	107	111	219	234
	Total Time:	1:30:56.79							
	Average:	18:11.36							
9	WEST SENECA WEST	364	21	23	41	68	211	218	263
	Total Time:	1:31:19.55							
	Average:	18:15.91							

Section VI State Qualifier XC Championship - 11/4/2022

ALDEN HIGH SCHOOL

Results

....Event 705 Men 3.1 Mile Run CC CLASS A BOYS									
10	BARKER	369	9	58	73	89	140	153	174
	Total Time:	1:31:48.62							
	Average:	18:21.73							
11	HAMBURG	373	42	64	75	84	108	126	189
	Total Time:	1:32:28.49							
	Average:	18:29.70							
12	MAPLE GROVE	397	6	51	71	114	155	175	291
	Total Time:	1:31:59.32							
	Average:	18:23.87							
13	LANCASTER	397	7	53	97	106	134	178	209
	Total Time:	1:31:58.33							
	Average:	18:23.67							
14	KENMORE WEST	418	12	67	76	90	173	188	196
	Total Time:	1:32:48.69							
	Average:	18:33.74							
15	LOCKPORT	465	62	77	98	100	128	146	195
	Total Time:	1:33:55.19							
	Average:	18:47.04							
16	WILLIAMSVILLE EAST	472	32	39	46	172	183	192	206
	Total Time:	1:33:13.58							
	Average:	18:38.72							
17	NIAGARA-WHEATFIELD	476	79	92	94	99	112	135	137
	Total Time:	1:34:07.57							
	Average:	18:49.52							
18	GOWANDA	497	69	80	109	115	124	130	179
	Total Time:	1:34:16.25							
	Average:	18:51.25							
19	FRONTIER	521	2	87	119	147	166		
	Total Time:	1:33:29.26							
	Average:	18:41.86							
20	AMHERST	555	35	54	96	184	186	248	266
	Total Time:	1:34:42.29							
	Average:	18:56.46							
21	NIAGARA FALLS	571	36	102	123	143	167	182	250
	Total Time:	1:35:05.88							
	Average:	19:01.18							
22	FREDONIA HS	572	44	48	120	121	239	258	265
	Total Time:	1:34:54.35							
	Average:	18:58.87							
23	WILSON (SEC 6)	619	25	66	93	212	223	260	311
	Total Time:	1:35:25.56							
	Average:	19:05.12							
24	LEWISTON-PORTER	735	118	129	150	168	170	247	267
	Total Time:	1:37:44.05							
	Average:	19:32.81							
25	CITY HONORS SCHOOL	738	11	52	220	225	230	251	271
	Total Time:	1:36:43.73							
	Average:	19:20.75							
26	WILLIAMSVILLE NORTH	761	81	116	163	194	207	272	282
	Total Time:	1:37:54.36							
	Average:	19:34.88							
27	IROQUOIS	839	86	141	161	202	249	270	
	Total Time:	1:39:05.16							
	Average:	19:49.04							

Section VI State Qualifier XC Championship - 11/4/2022

ALDEN HIGH SCHOOL

Results

....Event 705 Men 3.1 Mile Run CC CLASS A BOYS									
28	CLYMER-SHERMAN-PANAMA	843	57	180	181	201	224	257	276
	Total Time:	1:38:50.39							
	Average:	19:46.08							
29	AKRON	847	132	142	156	191	226	279	293
	Total Time:	1:39:04.45							
	Average:	19:48.89							
30	LAKE SHORE	864	49	117	213	229	256	305	306
	Total Time:	1:39:01.79							
	Average:	19:48.36							
31	RANDOLPH	899	3	144	159	285	308	339	
	Total Time:	1:40:28.03							
	Average:	20:05.61							
32	NEWFANE	914	154	162	190	193	215	233	275
	Total Time:	1:40:02.78							
	Average:	20:00.56							
33	WILLIAMSVILLE SOUTH	917	65	148	165	222	317	328	335
	Total Time:	1:42:01.46							
	Average:	20:24.30							
34	EDEN	919	103	139	205	210	262	268	286
	Total Time:	1:40:08.43							
	Average:	20:01.69							
35	KENMORE EAST	967	18	169	252	259	269	288	333
	Total Time:	1:40:48.97							
	Average:	20:09.80							
36	MEDINA	977	138	157	208	231	243	253	327
	Total Time:	1:40:44.85							
	Average:	20:08.97							
37	DUNKIRK	1048	105	131	235	245	332	334	
	Total Time:	1:44:32.84							
	Average:	20:54.57							
38	FALCONER	1066	136	171	240	246	273	283	346
	Total Time:	1:42:23.74							
	Average:	20:28.75							
39	SWEET HOME	1072	82	197	199	287	307	324	326
	Total Time:	1:43:56.75							
	Average:	20:47.35							
40	SILVER CREEK	1128	151	198	241	264	274	278	
	Total Time:	1:43:23.65							
	Average:	20:40.73							
41	NORTH TONAWANDA	1137	85	158	292	300	302		
	Total Time:	1:46:15.33							
	Average:	21:15.07							
42	WEST VALLEY	1140	110	185	216	299	330		
	Total Time:	1:46:42.65							
	Average:	21:20.53							
43	SPRINGVILLE-GRIFFITH INST	1142	160	204	217	238	323		
	Total Time:	1:45:04.19							
	Average:	21:00.84							
44	ROYALTON HARTLAND	1206	164	200	203	318	321	344	
	Total Time:	1:47:55.46							
	Average:	21:35.10							
45	PIONEER	1217	177	221	227	261	331	341	
	Total Time:	1:47:04.35							
	Average:	21:24.87							

Section VI State Qualifier XC Championship - 11/4/2022

ALDEN HIGH SCHOOL

Results

....Event 705 Men 3.1 Mile Run CC CLASS A BOYS										
46	GRAND ISLAND	1231	122	228	289	295	297	320	325	
	Total Time:	1:46:38.34								
	Average:	21:19.67								
47	DEPEW	1313	149	237	281	309	337	338		
	Total Time:	1:51:09.91								
	Average:	22:13.99								
48	TAPESTRY CHARTER	1334	214	254	280	290	296	298		
	Total Time:	1:47:32.67								
	Average:	21:30.54								
49	MARYVALE	1377	236	242	284	301	314	342	343	
	Total Time:	1:49:37.22								
	Average:	21:55.45								
50	ALBION	1395	232	255	294	304	310	312	315	
	Total Time:	1:50:08.13								
	Average:	22:01.63								
51	CLEVELAND HILL	1401	176	277	313	316	319	322	340	
	Total Time:	1:52:38.39								
	Average:	22:31.68								
52	TONAWANDA	1557	244	303	329	336	345			
	Total Time:	2:01:39.32								
	Average:	24:19.87								